This Preliminary Official Statement and the information contained herein are subject to completion or amendment. Under no circumstance shall this Preliminary Official Statement constitute an offer to sell or the solicitation of an offer to buy, nor shall there be any sale of these securities in any jurisdiction in which such offer, solicitation or sale would be unlawful prior to registration or qualification under the securities laws of any such jurisdiction.

PRELIMINARY OFFICIAL STATEMENT DATED SEPTEMBER 14, 2017

RENEWALS/NEW ISSUE **BOND ANTICIPATION NOTES**

In the opinion of Hawkins Delafield & Wood LLP, Bond Counsel to the District, under existing statutes and court decisions and assuming continuing compliance with certain tax certifications described herein, (i) interest on the Notes is excluded from gross income for Federal income tax purposes pursuant to Section 103 of the Internal Revenue Code of 1986, as amended (the "Code"), and (ii) interest on the Notes is not treated as a preference item in calculating the alternative minimum tax imposed on individuals and corporations under the Code; such interest, however, is included in the adjusted current earnings of certain corporations for purposes of calculating the alternative minimum tax imposed upon such corporations. In addition, in the opinion of Bond Counsel to the District, under existing statutes, interest on the Notes is exempt from personal income taxes of New York State and its political subdivisions, including The City of New York. See "Tax Matters" herein.

The District will NOT designate the Notes as "qualified tax-exempt obligations" pursuant to the provisions of Section 265(b)(3) of the Code.

BAYPORT-BLUE POINT UNION FREE SCHOOL DISTRICT
SUFFOLK COUNTY, NEW YORK

$13,465,000 BOND ANTICIPATION NOTES – 2017
(the "Notes")

Date of Issue: October 5, 2017 **Maturity Date: October 5, 2018**

The Notes are general obligations of the Bayport-Blue Point Union Free School District, in Suffolk County, New York (the "District"), and will contain a pledge of the faith and credit of the District for the payment of the principal of and interest on the Notes and, unless paid from other sources, the Notes are payable from ad valorem taxes which may be levied upon all the taxable real property within the District, without limitation as to rate or amount.

The Notes will not be subject to redemption prior to maturity.

At the option of the purchaser(s), the Notes will be issued in (i) registered form registered in the name of the successful bidder(s) or (ii) registered book-entry form registered to Cede & Co., as the partnership nominee for The Depository Trust Company, New York, New York ("DTC").

If the Notes are issued in registered form registered in the name of the successful bidder(s), a single note certificate will be issued for those Notes bearing the same rate of interest in the aggregate principal amount awarded to such purchaser(s) at such interest rate. Principal of and interest on such Notes will be payable in Federal Funds by the District, at such bank or trust company located and authorized to do business in the State of New York as selected by the successful bidders.

If the Notes are issued in book-entry form, such notes will be delivered to DTC, which will act as securities depository for the Notes. Beneficial owners will not receive certificates representing their interest in the Notes. Individual purchases may be made in denominations of $5,000 or integral multiples thereof. A single note certificate will be issued for those Notes bearing the same rate of interest and CUSIP number in the aggregate principal amount awarded to such purchaser(s) at such interest rate. Principal of and interest on said Notes will be paid in Federal Funds by the District to Cede & Co., as nominee for DTC, which will in turn remit such principal and interest to its participants for subsequent distribution to the beneficial owners of the Notes as described herein. Transfer of principal and interest payments to beneficial owners by participants of DTC will be the responsibility of such participants and other nominees of beneficial owners. The District will not be responsible or liable for payments by DTC to its participants or by DTC participants to beneficial owners or for maintaining, supervising or reviewing the records maintained by DTC, its participants or persons acting through such participants. (See *"Book-Entry-Only System"* herein).

Proposals for the Notes will be received at 11:00 A.M. (Prevailing Time) on September 21, 2017 at the offices of Munistat Services, Inc., 12 Roosevelt Avenue, Port Jefferson Station, New York 11776.

The Notes are offered subject to the final approving opinion of Hawkins Delafield & Wood LLP, New York, New York, Bond Counsel, and certain other conditions. Munistat Services, Inc. has served as Financial Advisor to the District in connection with the issuance of the Notes. It is expected that delivery of the Notes will be made in New York, New York or as otherwise agreed on or about October 5, 2017.

THIS PRELIMINARY OFFICIAL STATEMENT IS IN A FORM "DEEMED FINAL" BY THE DISTRICT FOR THE PURPOSES OF SECURITIES AND EXCHANGE COMMISSION RULE 15c2-12 (THE "RULE"). FOR A DESCRIPTION OF THE DISTRICT'S AGREEMENT TO PROVIDE CONTINING DISCLOSURE FOR THE BONDS AND THE NOTES, AS DESCRIBED IN THE RULE, SEE "DISCLOSURE UNDERTAKING" HEREIN.

BAYPORT- BLUE POINT UNION FREE SCHOOL DISTRICT
SUFFOLK COUNTY, NEW YORK

189 Academy Street
Bayport, New York 11705
Telephone: 631/472-7860
Fax: 631/472-7867

BOARD OF EDUCATION

Michael Miller, President
Daniene Byrne, Vice President

Katherine Heinlein
Brian Johnson
Molly Licalzi
Gina Murphy
Christopher Richardt

Timothy Hearney, Superintendent of Schools
Dr. Theodore Fulton, Assistant Superintendent for Curriculum, Instruction and General Admission
Richard Snyder, Assistant Superintendent for Finance and Operations

* * *

BOND COUNSEL

Hawkins Delafield & Wood LLP
New York, New York

* * *

MUNICIPAL ADVISOR

MUNISTAT SERVICES, INC.

Municipal Finance Advisory Service

12 Roosevelt Avenue
Port Jefferson Station, N.Y. 11776
(631) 331-8888

E-mail: info@munistat.com
Website: http://www.munistat.com

No dealer, broker, salesman or other person has been authorized by the District to give any information or to make any representations, other than those contained in this Official Statement and if given or made, such other information or representations must not be relied upon as having been authorized by the foregoing. This Official Statement does not constitute an offer to sell or the solicitation of an offer to buy, nor there any sale of the Notes by any person in any jurisdiction in which it is unlawful for such person to make such offer, solicitation or sale. The information set forth herein has been obtained by the District from sources which are believed to be reliable but it is not guaranteed as to accuracy or completeness. The information and expressions of opinion herein are subject to change without notice and neither the delivery of this Official Statement nor any sale made hereunder shall, under any circumstances, create any implication that there has been no change in the affairs of the District since the date hereof.

TABLE OF CONTENTS

Page

THE NOTES **1**
- DESCRIPTION 1
- OPTIONAL REDEMPTION 1
- BOOK-ENTRY-ONLY SYSTEM 1
- AUTHORIZATION FOR AND PURPOSE OF NOTES 3
- SECURITY AND SOURCE OF PAYMENT 3

REMEDIES UPON DEFAULT **3**

SECTION 99-B OF THE STATE FINANCE LAW APPLICABLE TO SCHOOL DISTRICTS **5**

NO PAST DUE DEBT **5**

BANKRUPTCY **5**

THE DISTRICT **6**
- DESCRIPTION 6
- DISTRICT ORGANIZATION 6
- ENROLLMENT HISTORY 6
- PROJECTED FUTURE ENROLLMENT 7
- DISTRICT FACILITIES 7
- EMPLOYEES 7

ECONOMIC AND DEMOGRAPHIC INFORMATION **8**
- POPULATION TRENDS 8
- INCOME DATA 8
- SELECTED LISTING OF LARGER EMPLOYERS IN THE TOWN OF BROOKHAVEN 9
- SELECTED LISTING OF LARGER EMPLOYERS IN THE TOWN OF ISLIP 9
- UNEMPLOYMENT RATE STATISTICS 10

INDEBTEDNESS OF THE DISTRICT **10**
- CONSTITUTIONAL AND STATUTORY REQUIREMENTS 10
- STATUTORY PROCEDURE 11
- COMPUTATION OF DEBT LIMIT AND DEBT CONTRACTING MARGIN 12
- DETAILS OF SHORT-TERM INDEBTEDNESS OUTSTANDING 12
- DEBT SERVICE REQUIREMENTS - OUTSTANDING BONDS 13
- DEBT SERVICE REQUIREMENTS – 2012 ENERGY PERFORMANCE CONTRACT 13
- TAX ANTICIPATION NOTES 14
- AUTHORIZED AND UNISSUED DEBT 14
- CALCULATION OF ESTIMATED OVERLAPPING AND UNDERLYING INDEBTEDNESS 14
- DEBT RATIOS 14

FINANCES OF THE DISTRICT **15**
- INDEPENDENT AUDIT 15
- INVESTMENT POLICY 15
- FUND STRUCTURE AND ACCOUNTS 15
- BASIS OF ACCOUNTING 15

TABLE OF CONTENTS - CONTINUED

Page

BUDGET PROCESS 16
REVENUES 16
Real Property Taxes 16
State Aid 16
RECENT EVENTS AFFECTING STATE AID TO NEW YORK SCHOOL DISTRICTS 18
EXPENDITURES 19
THE STATE COMPTROLLER'S FISCAL STRESS MONITORING SYSTEM AND OSC COMPLIANCE REVIEWS 19
EMPLOYEE PENSION SYSTEM 19
OTHER POST-EMPLOYMENT BENEFITS 21

TAX INFORMATION 22
REAL PROPERTY TAXES 22
TAX COLLECTION PROCEDURE 22
THE TAX LEVY LIMIT LAW 23
STAR - SCHOOL TAX EXEMPTION 23
VALUATIONS, RATES AND LEVIES 24
SELECTED LISTING OF LARGE TAXABLE PROPERTIES 25
TAX CERTIORARI CLAIMS 25

LITIGATION 25

DISCLOSURE UNDERTAKING 25
DISCLOSURE COMPLIANCE HISTORY 26

MARKET MATTERS AFFECTING FINANCINGS OF THE MUNICIPALITIES AND SCHOOL DISTRICTS OF THE STATE 26

TAX MATTERS 27
OPINION OF BOND COUNSEL 27
CERTAIN ONGOING FEDERAL TAX REQUIREMENTS AND CERTIFICATIONS 27
CERTAIN COLLATERAL FEDERAL TAX CONSEQUENCES 28
ORIGINAL ISSUE DISCOUNT 28
NOTE PREMIUM 28
INFORMATION REPORTING AND BACKUP WITHHOLDING 29
MISCELLANEOUS 29

LEGAL MATTERS 29

RATING 29

MUNICIPAL ADVISOR 29

ADDITIONAL INFORMATION 30

APPENDIX A: FINANCIAL INFORMATION
APPENDIX B: AUDITED FINANCIAL STATEMENTS FOR THE FISCAL YEAR ENDED JUNE 30, 2016
APPENDIX C: FORM OF APPROVING LEGAL OPINION OF BOND COUNSEL
APPENDIX D: FORM OF CONTINUING DISCLOSURE UNDERTAKING

OFFICIAL STATEMENT

BAYPORT-BLUE POINT UNION FREE SCHOOL DISTRICT
SUFFOLK COUNTY, NEW YORK

Relating To

$13,465,000 BOND ANTICIPATION NOTES – 2017

(the "Notes")

This Official Statement, including the cover page and appendix hereto, presents certain information relating to the Bayport-Blue Point Union Free School District in the County of Suffolk, State of New York (the "District," "County" and "State," respectively) in connection with the sale of $13,465,000 Bond Anticipation Notes - 2017 (the "Notes").

All quotations from and summaries and explanations of provisions of the Constitution and laws of the State and acts and proceedings of the District contained herein do not purport to be complete and are qualified in their entirety by reference to the official compilations thereof and all references to the Notes and the proceedings of the District relating thereto are qualified in their entirety by reference to the definitive form of the Notes and such proceedings.

THE NOTES

Description

The Notes will be dated and will mature, without option of prior redemption, as reflected on the cover page hereof.

The District will act as Paying Agent for any Notes. Paying agent fees, if any, will be paid by the purchaser(s). The District's contact information is as follows: Richard Snyder, Assistant Superintendent for Finance and Operations, Bayport-Blue Point Union Free School District, 189 Academy Street, Bayport, NY 11705, Phone (631) 472-7860 Ext. 8021, Fax (631) 472-7817 and email: rsnyder@bbpschools.org.

Optional Redemption

The Notes will not be subject to redemption prior to their maturity.

Book-entry-only System

In the event that the Notes are issued in registered book-entry form, DTC will act as securities depository for the Notes and the Notes will be issued as fully-registered Notes registered in the name of Cede & Co., (DTC's partnership nominee) or such other name as may be requested by an authorized representative of DTC. One fully-registered note certificate will be issued for each Note bearing the same rate of interest and CUSIP number and will be deposited with DTC.

DTC, the world's largest depository, is a limited-purpose trust company organized under the New York Banking Law, a "banking organization" within the meaning of the New York Banking Law, a member of the Federal Reserve System, a "clearing corporation" within the meaning of the New York Uniform Commercial Code, and a "clearing agency" registered pursuant to the provisions of Section 17A of the Securities Exchange Act of 1934. DTC holds and provides asset servicing for over 3.5 million issues of U.S. and non-U.S. equity issues, corporate and municipal debt issues, and money market instruments (from over 100 countries) that DTC's

participants ("Direct Participants") deposit with DTC. DTC also facilitates the post-trade settlement among Direct Participants of sales and other securities transactions in deposited securities, through electronic computerized book-entry transfers and pledges between Direct Participants' accounts. This eliminates the need for physical movement of securities certificates. Direct Participants include both U.S. and non-U.S. securities brokers and dealers, banks, trust companies, clearing corporations, and certain other organizations. DTC is a wholly-owned subsidiary of The Depository Trust & Clearing Corporation ("DTCC"). DTCC is the holding company for DTC, National Securities Clearing Corporation and Fixed Income Clearing Corporation, all of which are registered clearing agencies. DTCC is owned by the users of its regulated subsidiaries. Access to the DTC system is also available to others such as both U.S. and non-U.S. securities brokers and dealers, banks, trust companies, and clearing corporations that clear through or maintain a custodial relationship with a Direct Participant, either directly or indirectly ("Indirect Participants"). The DTC Rules applicable to its Participants are on file with the Securities and Exchange Commission. More information about DTC can be found at www.dtcc.com and www.dtc.org.

Purchases of the Notes under the DTC system must be made by or through Direct Participants, which will receive a credit for the Notes on DTC's records. The ownership interest of each actual purchaser of each bond ("Beneficial Owner") is in turn to be recorded on the Direct and Indirect Participants' records. Beneficial Owners will not receive written confirmation from DTC of their purchase. Beneficial Owners are, however, expected to receive written confirmations providing details of the transaction, as well as periodic statements of their holdings, from the Direct or Indirect Participant through which the Beneficial Owner entered into the transaction. Transfers of ownership interests in the Notes are to be accomplished by entries made on the books of Direct and Indirect Participants acting on behalf of Beneficial Owners. Beneficial Owners will not receive certificates representing their ownership interests in the Notes, except in the event that use of the book-entry system for the Notes is discontinued.

To facilitate subsequent transfers, all Notes deposited by Direct Participants with DTC are registered in the name of DTC's partnership nominee, Cede & Co., or such other name as may be requested by an authorized representative of DTC. The deposit of the Notes with DTC and their registration in the name of Cede & Co. or such other DTC nominee do not effect any change in beneficial ownership. DTC has no knowledge of the actual Beneficial Owners of the Notes; DTC's records reflect only the identity of the Direct Participants to whose accounts such Notes are credited, which may or may not be the Beneficial Owners. The Direct and Indirect Participants will remain responsible for keeping account of their holdings on behalf of their customers.

Conveyance of notices and other communications by DTC to Direct Participants, by Direct Participants to Indirect Participants, and by Direct Participants and Indirect Participants to Beneficial Owners will be governed by arrangements among them, subject to any statutory or regulatory requirements as may be in effect from time to time.

Redemption notices shall be sent to DTC. If less than all of the Securities within an issue are being redeemed, DTC's practice is to determine by lot the amount of the interest of each Direct Participant in such issue to be redeemed.

Neither DTC nor Cede & Co. (nor any other DTC nominee) will consent or vote with respect to the Notes unless authorized by a Direct Participant in accordance with DTC's MMI Procedures. Under its usual procedures, DTC mails an Omnibus Proxy to the District as soon as possible after the record date. The Omnibus Proxy assigns Cede & Co.'s consenting or voting rights to those Direct Participants to whose accounts the Notes are credited on the record date (identified in a listing attached to the Omnibus Proxy).

Principal and interest payments on the Notes will be made to Cede & Co., or such other nominee as may be requested by an authorized representative of DTC. DTC's practice is to credit Direct Participants' accounts upon DTC's receipt of funds and corresponding detail information from the District, on payable date in accordance with their respective holdings shown on DTC's records. Payments by Participants to Beneficial Owners will be governed by standing instructions and customary practices, as is the case with securities held for the accounts of customers in bearer form or registered in "street name," and will be the responsibility of such Participant and not of DTC or the District, subject to any statutory or regulatory requirements as may be in effect from time to time. Payment of principal and interest payments to Cede & Co. (or such other nominee as may be requested by an authorized representative of DTC) is the responsibility of the District, disbursement of such payments to Direct Participants will be the responsibility of DTC, and disbursement of such payments to the Beneficial Owners will be the responsibility of Direct and Indirect Participants.

DTC may discontinue providing its services as depository with respect to the Notes at any time by giving reasonable notice to the District. Under such circumstances, in the event that a successor depository is not obtained, bond certificates are required to be printed and delivered.

The District may decide to discontinue use of the system of book-entry-only transfers through DTC (or a successor securities depository). In that event, bond certificates will be printed and delivered to DTC.

The information in this section concerning DTC and DTC's book-entry system has been obtained from sources that the District believes to be reliable, but the District takes no responsibility for the accuracy thereof.

Source: The Depository Trust Company

Authorization for and Purpose of Notes

The Notes are being issued in accordance with the Constitution and statues of the State of New York, including the Education Law and the Local Finance Law and pursuant to a bond resolution duly adopted by the Board of Education of the District on May 31, 2016 for the issuance of serial bonds in the amount of $29,900,000 for the reconstruction and construction of improvements to District buildings and sites (the "Project"). A $4,400,000 portion of the proceeds of the Notes will be used to redeem a bond anticipation note of like amount maturing on October 6, 2017 issued to provide funds for the Project. The $9,065,000 balance of the proceeds of the Notes will be used to provide additional original financing for the Project.

For further information regarding bond authorizations of the District for capital purposes and other matters relating thereto see "*Indebtedness of the District*", herein.

Security and Source of Payment

Each Note when duly issued and paid for will constitute a contract between the District and the holder thereof.

The Notes will be general obligations of the District and will contain a pledge of the faith and credit of the District for the payment of the principal thereof and the interest thereon. For the payment of such principal of and interest on the Notes, the District has the power and statutory authorization to levy ad valorem taxes on all taxable real property in the District, without limitations as to rate or amount.

Under the Constitution of the State, the District is required to pledge its faith and credit for the payment of the principal of and interest on the Notes, and the State is specifically precluded from restricting the power of the District to levy taxes on real estate for the payment of interest on or principal of indebtedness theretofore contracted. However, the Tax Levy Limit Law imposes a statutory limitation on the District's power to increase its annual tax levy. The limitations on the amount of such increase are set forth in the Tax Levy Limit Law; however, such law also provides a procedural method to overcome that limitation. (see "*The Tax Levy Limit Law*" herein).

REMEDIES UPON DEFAULT

Neither the Notes, nor the proceedings with respect thereto, specifically provide any remedies which would be available to owners of the Notes should the District default in the payment of principal of or interest on the Notes, nor do they contain any provisions for the appointment of a trustee to enforce the interests of the owners of the Notes upon the occurrence of any such default. The Notes are general obligation contracts between the District and the owners for which the faith and credit of the District are pledged and while remedies for enforcement of payment are not expressly included in the District's contract with such owners, any permanent repeal by statute or constitutional amendment of a bondholder's and/or noteholder's remedial right to judicial enforcement of the contract should, in the opinion of Bond Counsel, be held unconstitutional.

Upon default in the payment of principal of or interest on the Notes at the suit of the owner, a Court has the power, in proper and appropriate proceedings, to render judgment against the District. The present statute limits interest on the amount adjudged due to contract creditors to nine per centum per annum from the date due to the date of payment. As a general rule, property and funds of a municipal corporation serving the public welfare and interest have not been judicially subjected to execution or attachment to satisfy a judgment. A Court also has the power, in proper and appropriate proceedings, to order payment of a judgment on such bonds or notes from funds lawfully available therefor or, in the absence thereof, to order the District to take all lawful action to obtain the same, including the raising of the required amount in the next annual tax levy. In exercising its discretion as to whether to issue such an order, the Court may take into account all relevant factors, including the current operating needs of the District and the availability and adequacy of other remedies. Upon any default in the payment of the principal of or interest on the Notes, the owner of such Notes could, among other remedies, seek to obtain a writ of mandamus from a Court ordering the governing body of the District to assess, levy and collect an ad valorem tax, upon all taxable property of the District subject to taxation by the District sufficient to pay the principal of and interest on the Notes as the same shall come due and payable (and interest

from the due date to date of payment) and otherwise to observe the covenants contained in the Notes and the proceedings with respect thereto all of which are included in the contract with the owners of the Notes. The mandamus remedy, however, may be impracticable and difficult to enforce. Further, the right to enforce payment of the principal of or interest on the Notes may be limited by bankruptcy, insolvency, reorganization, moratorium and similar laws and equitable principles, which may limit the specific enforcement of certain remedies.

In 1976, the New York Court of Appeals, the State's highest court, held in *Flushing National Bank* v. *Municipal Assistance Corporation for the City of New York*, 40 N.Y.2d 731 (1976), that the New York State legislation purporting to postpone the payment of debt service on New York City obligations was an unconstitutional moratorium in violation of the New York State constitutional faith and credit mandate included in all municipal debt obligations. While that case can be viewed as a precedent for protecting the remedies of Noteholders, there can be no assurance as to what a Court may determine with respect to future events, including financial crises as they may occur in the State and in municipalities of the State, that require the exercise by the State of its emergency and police powers to assure the continuation of essential public services. (See also, *Flushing National Bank* v. *Municipal Assistance Corporation for the City of New York*, 41 N.Y.2d 644 (1977), where the Court of Appeals described the pledge as a direct Constitutional mandate.)

As a result of the Court of Appeals decision, the constitutionality of that portion of Title 6-A of Article 2 of the Local Finance Law enacted at the 1975 Extraordinary Session of the State legislature authorizing any county, city, town or village with respect to which the State has declared a financial emergency to petition the State Supreme Court to stay the enforcement against such municipality of any claim for payment relating to any contract, debt or obligation of the municipality during the emergency period, is subject to doubt. In any event, no such emergency has been declared with respect to the District.

Pursuant to Article VIII, Section 2 of the State Constitution, the District is required to provide an annual appropriation of monies for the payment of due and payable principal of and interest on indebtedness. Specifically, this constitutional provision states: "If at any time the respective appropriating authorities shall fail to make such appropriations, a sufficient sum shall be set apart from the first revenues thereafter received and shall be applied to such purposes. The fiscal officer of any county, city, town, village or school district may be required to set aside and apply such revenues as aforesaid at the suit of any holder of obligations issued for any such indebtedness." This constitutes a specific non-exclusive constitutional remedy against a defaulting municipality or school district; however, it does not apply in a context in which monies have been appropriated for debt service but the appropriating authorities decline to use such monies to pay debt service. However, Article VIII, Section 2 of the Constitution of the State also provides that the fiscal officer of any county, city, town, village or school district may be required to set apart and apply such revenues at the suit of any holder of any obligations of indebtedness issued with the pledge of the faith of the credit of such political subdivision. In *Quirk* v. *Municipal Assistance Corp*., 41 N.Y.2d 644 (1977), the Court of Appeals described this as a "first lien" on revenues, but one that does not give holders a right to any particular revenues. It should thus be noted that the pledge of the faith and credit of a political subdivision in the State is a pledge of an issuer of a general obligation bond or note to use its general revenue powers, including, but not limited to, its property tax levy, to pay debt service on such obligations, but that such pledge may or may not be interpreted by a court of competent jurisdiction to include a constitutional or statutory lien upon any particular revenues. The Constitutional provision providing for first revenue set asides does not apply to tax anticipation notes (including the Notes), revenue anticipation notes or bond anticipation notes.

While the courts in the State have historically been protective of the rights of holders of general obligation debt of political subdivisions, it is not possible to predict what a future court might hold.

In prior years, certain events and legislation affecting a holder's remedies upon default have resulted in litigation. While courts of final jurisdiction have generally upheld and sustained the rights of bondholders and/or noteholders, such courts might hold that future events, including a financial crisis as such may occur in the State or in political subdivisions of the State, may require the exercise by the State or its political subdivisions of emergency and police powers to assure the continuation of essential public services prior to the payment of debt service.

SECTION 99-B OF THE STATE FINANCE LAW APPLICABLE TO SCHOOL DISTRICTS

Section 99-b of the State Finance Law (the "SFL") provides for a covenant between the State and the purchasers and the holders and owners from time to time of the bonds and notes issued by school districts in the State for school purposes that it will not repeal, revoke or rescind the provisions of Section 99-b of the SFL, or amend or modify the same so as to limit, impair or impede the rights and remedies granted thereby.

Said section provides that in the event a holder or owner of any bond or note issued by a school district for school purposes shall file with the State Comptroller, a verified statement describing such bond or note and alleging default in the payment thereof or the interest thereon or both, it shall be the duty of the State Comptroller to immediately investigate the circumstances of the alleged default and prepare and file in his office a certificate setting forth his determinations with respect thereto and to serve a copy thereof by registered mail upon the chief fiscal officer of the school district which issued the bond or note. Such investigation by the State Comptroller shall set forth a description of all such bonds and notes of the school district found to be in default and the amount of principal and interest thereon past due.

Upon the filing of such a certificate in the office of the State Comptroller, he shall thereafter deduct and withhold from the next succeeding allotment, apportionment or payment of such State aid or assistance due to such school district such amount thereof as may be required to pay (a) the school district's contribution to the State Teachers' Retirement System, and (b) the principal of and interest on such bonds and notes of such school district then in default. In the event such State aid or assistance initially so withheld shall be insufficient to pay said amounts in full, the State Comptroller shall similarly deduct and withhold from each succeeding allotment, apportionment or payment of such State aid or assistance due such school district such amount or amounts thereof as may be required to cure such default. Allotments, apportionments and payments of such State aid so deducted or withheld by the State Comptroller for the payment of principal and interest on the bonds and notes shall be forwarded promptly to the paying agent or agents for the bonds and notes in default of such school district for the sole purpose of the payment of defaulted principal of and interest on such bonds or notes. If any such successive allotments, apportionments or payment of such State aid so deducted or withheld shall be less than the amount of all principal and interest on the bonds and notes in default with respect to which the same was so deducted or withheld, then the State Comptroller shall promptly forward to each paying agent an amount in the proportion that the amount of such bonds and notes in default payable to such paying agent bears to the total amount of the principal and interest then in default on such bonds and notes of such school district. The State Comptroller shall promptly notify the chief fiscal officer of such school district of any payment or payments made to any paying agent or agents of defaulted bonds or notes pursuant to said section of the SFL.

NO PAST DUE DEBT

No principal or interest payment on District indebtedness is past due. The District has never defaulted in the payment of the principal of and/or interest on any indebtedness.

BANKRUPTCY

The Federal Bankruptcy Code (Chapter IX) allows public bodies, such as municipalities, recourse to the protection of a Federal Court for the purpose of adjusting outstanding indebtedness. Title 6-A of the Local Finance Law specifically authorizes any municipality in the State or its emergency control board to file a petition under any provision of Federal bankruptcy law for the composition or adjustment of municipal indebtedness. While this Local Finance Law provision does not apply to school districts, there can be no assurance that it will not become applicable in the future. As such, the undertakings of the District should be considered with reference, specifically, to Chapter IX, and, in general, to other bankruptcy laws affecting creditors' rights and municipalities. Bankruptcy proceedings by the District if authorized by the State in the future could have adverse effects on bondholders and/or noteholders including (a) delay in the enforcement of their remedies, (b) subordination of their claims to those supplying goods and services to the District after the initiation of bankruptcy proceedings and to the administrative expenses of bankruptcy proceedings and (c) imposition without their consent of a reorganization plan reducing or delaying payment of the Notes.

The above references to said Chapter IX are not to be construed as an indication that the State will consent in the future to the right of the District to file a petition with any United States district court or court of bankruptcy under any provision of the laws of the United States, now or hereafter in effect for the composition or adjustment of municipal indebtedness or that the District is currently considering or expects to resort to the provisions of Chapter IX if authorized to do so in the future.

THE DISTRICT

Description

The District was formed in 1952 as a result of the consolidation of Union Free School District No. 23 of the Town of Brookhaven (Blue Point) and Union Free School District No. 5 of the Town of Islip (Bayport). Primarily residential in nature, the District provides a comprehensive educational program for its 2,514 students in grades K-12, including a full-day Kindergarten program. The District encompasses approximately five square miles and has a population which is currently estimated at 13,702.

Located between Sayville on the west and Patchogue on the east, the District is approximately 52 miles from New York City, on the south shore of Long Island. New York State Routes 27 (Sunrise Highway) and 27A traverse the District in an east-west direction. A county road (Nicholls Road) runs north and south through the center of the District from 27A north to the Long Island Expressway and the North Shore. The southern terminus of New York State Route 454 (Veterans Memorial Highway) is located in the District. Rail transportation is provided by the Long Island Railroad with stations at Sayville and Patchogue. Local bus and taxi service provides access to surrounding areas. Police protection is furnished by the Suffolk County Police Department and fire protection is available from local volunteer units.

The District's location on the Great South Bay provides recreational facilities including boating, swimming, and fishing. Ferry transportation to Fire Island is available from both Sayville and Patchogue. The area is known as the home of the world famous "Blue Point Oysters."

District Organization

Subject to the provisions of the State Constitution, the District operates pursuant to the Education Law, the Local Finance Law, other laws generally applicable to the District, and any special laws applicable to the District. Under such laws, there is no authority for the District to have a charter or adopt local laws.

The legislative power of the District is vested in the Board of Education. On the third Tuesday in May of each year, an election is held within the District boundaries to elect members to the Board of Education. They are elected for a term of three years.

During early July of each year, the Board of Education meets for the purpose of reorganization. At that time an election is held within the Board to elect a President and Vice President, as well as to appoint a District Clerk and District Treasurer.

The Board of Education appoints the Superintendent of Schools who serves at the pleasure of the Board. Such Superintendent is the chief executive officer of the District and the education system. It is the responsibility of the Superintendent to enforce all provisions of law and all rules and regulations relating to the management of the schools and other educational, social and recreational activities under the direction of the Board of Education. Also, certain of the financial functions of the District are the responsibility of the Superintendent of Schools and the Assistant Superintendent for Finance and Operations.

Enrollment History

The following table presents the past school enrollment for the District.

School Year	School Enrollment
2012-13	2,549
2013-14	2,486
2014-15	2,459
2015-16	2,376
2016-17	2,312

Source: District Officials.

Projected Future Enrollment

The following table presents the projected future school enrollment for the District.

School Year	School Enrollment
2017-18	2,153

Source: District Officials.

District Facilities

The District operates five schools and offices; statistics relating to each are shown below.

Name of School	Grades	Date of Construction	Date of Last Addition	Capacity
Blue Point Elementary	K-5	1928	1978	480
Academy Street Elementary	K-5	1953	2005	810
Sylvan Avenue Elementary	K-5	1965	-	1,080
James Wilson Young Jr. High School	6-8	1976	-	1,000
Bayport-Blue Point Sr. High School	9-12	1927	2005	1,200

Employees

The collective bargaining units, if any, which represent employees and the dates of expirations of the various collective bargaining agreements are as follows:

Name of Union	Expiration Date of Contract	Approx. No. of Members	Employees
Bayport-Blue Point Teachers Association	06/30/2019	255	Teachers
Bayport-Blue Point Administrators Association	06/30/2017*	9	Administrators
Educational Office Personnel Association	06/30/2018	31	Clerical
CSEA - Custodians	06/30/2020	39	Custodians
CSEA - Aides	06/30/2017*	121	Aides, Assistants
CSEA - Food Service Employees	06/30/2019	16	Food Service
		12	Non-Union Clerical

a. In negotiations.

ECONOMIC AND DEMOGRAPHIC INFORMATION

Population Trends

The following table sets forth population statistics.

Year	Town of Islip	Town of Brookhaven	Suffolk County
2000	323,504	448,020	1,419,369
2010	345,627	486,040	1,493,350
2013	335,916	486,868	1,495,803
2015	336,142	489,269	1,501,587

Source: U.S. Bureau of the Census.

Income Data

Income Data is not available for the District as such. The smallest areas for which such statistics are available (which include the District) are the Towns of Islip and Brookhaven and the County of Suffolk. The information set forth below with respect to such Towns, County and State is included for information purposes only. It should not be implied from the inclusion of such data in this Official Statement that the District is necessarily representative of the Towns, County or State or vice versa.

	Per Capita Money Income			
	1990	2000	2010	2015[a]
Town of Islip	$16,778	$23,699	$30,388	$32,843
Town of Brookhaven	16,726	24,191	32,663	36,021
County of Suffolk	18,481	26,577	35,411	38,599
State of New York	16,501	23,389	30,791	34,297

	Median Household Income			
	1990	2000	2010	2015[a]
Town of Islip	$50,212	$65,359	$81,028	$88,911
Town of Brookhaven	47,074	62,475	81,654	87,009
County of Suffolk	49,128	65,288	84,235	88,340
State of New York	32,965	43,393	55,217	60,850

Source: United States Bureau of the Census

a. Note: Based on American Community Survey 1-Year Estimate (2015)

Selected Listing of Larger Employers in the Town of Brookhaven
(As of 2016)

Name	Estimated Number of Employees
State University at Stony Brook	14,000
Stony Brook University Medical Center	5,000
Sachem Central School District	3,229
Brookhaven National Laboratory	3,000
John T. Mather Hospital	2,322
Eastern Suffolk BOCES	2,000
Brookhaven Memorial Hospital	1,670
Three Village Central School District	1,650
William Floyd Central School District	1,650
St. Charles Hospital	1,564

Source: Division of Economic Development Town of Brookhaven.

Selected Listing of Larger Employers in the Town of Islip
(As of 2016)

Name[a]	Type of Business	Estimated Number of Employees
Good Samaritan Hospital	Hospital	3,500
NBTY	Vitamins, Minerals & Nutrients	2,500
Southside Hospital	Hospital	2,500
Computer Associates International	Software	2,450
Broadridge Financial Services	Payroll/ Data Services	1,700
Positive Promotions	Manufacturer	600
Creative Bath	Manufacturer	550
Wenner Bread Products	Food Products	550
Dayton T. Brown, Inc.	Test Lab & Metal Products	500
Data Device	Electronic Components	500
Invagen Pharmaceuticals	Manufacturer	460
J. Kings Food Services	Food Products	350
Allstate	Insurance	360
David Peyser Sportswear	Manufacturer/ Distributor	350
Blackman Plumbing Supplies	Distributor	340

Source: Town of Islip – Economic Development Division

Unemployment Rate Statistics

Unemployment statistics are not available for the District as such. The smallest areas for which such statistics are available (which include the District) are the Towns of Islip and Brookhaven and the County of Suffolk. The information set forth below with respect to such Towns, County and State is included for information purposes only. It should not be implied from the inclusion of such data in this Official Statement that the District is necessarily representative of the Towns, County or State or vice versa.

Annual Averages:	Town of Islip (%)	Town of Brookhaven (%)	Suffolk County (%)	New York State (%)
2012	8.1	7.7	7.8	8.6
2013	6.8	6.5	6.5	7.7
2014	5.5	5.3	5.3	6.4
2015	4.8	4.8	4.8	5.3
2016	4.4	4.4	4.3	4.8
2017 (6 Month Average)	4.3	4.3	4.4	4.6

Source: Department of Labor, State of New York

INDEBTEDNESS OF THE DISTRICT

Constitutional and Statutory Requirements

The New York State Constitution and Local Finance Law limit the power of the District (and other municipalities and school districts of the State) to issue obligations and to contract indebtedness. Such constitutional and statutory limitations include the following, in summary form, and are generally applicable to the District and the Notes:

Purpose and Pledge. The District shall not give or loan any money or property to or in aid of any individual, or private corporation or private undertaking or give or loan its credit to or in aid of any of the foregoing or any public corporation.

The District may contract indebtedness only for a District purpose and shall pledge its faith and credit for the payment of principal of and interest thereon.

Payment and Maturity. Except for certain short-term indebtedness contracted in anticipation of taxes or to be paid within three fiscal year periods, indebtedness shall be paid in annual installments commencing no later than two years after the date such indebtedness shall have been contracted and ending no later than the period of probable usefulness of the object or purpose determined by statute or, in the alternative, the weighted average period of probable usefulness of the several objects or purpose for which it is contracted; no installment may be more than fifty per centum in excess of the smallest prior installment, unless the District has authorized the issuance of indebtedness having substantially level or declining annual debt service. The District is required to provide an annual appropriation for the payment of interest due during the year on its indebtedness and for the amounts required in such year for amortization and redemption of its serial bonds, bond anticipation notes and capital notes.

General. The District is further subject to constitutional limitation by the general constitutionally imposed duty on the State Legislature to restrict the power of taxation and contracting indebtedness to prevent abuses in the exercise of such power; however, the State Legislature is prohibited by a specific constitutional provision from restricting the power of the District to levy taxes on real estate for the payment of interest on or principal of indebtedness theretofore contracted. There is no constitutional limitation on the amount that may be raised by the District by tax on real estate in any fiscal year to pay principal of and interest on all indebtedness. However, the Tax Levy Limit Law imposes a statutory limitation on the power of the District to increase its annual tax levy. (See *"The Tax Levy Limit Law"* herein).

Statutory Procedure

In general, the State Legislature has, by the enactment of the Local Finance Law, authorized the powers and procedure for the District to borrow and incur indebtedness subject, of course, to the constitutional provisions set forth above. The power to spend money, however, generally derives from other law, including the Education Law.

The District is generally required by such laws to submit propositions for the expenditure of money for capital purposes to the qualified electors of the District. Upon approval thereby, the Board of Education may adopt a bond resolution authorizing the issuance of bonds and notes in anticipation of the bonds. With respect to certain school building construction projects, the District is not permitted to spend in excess of $100,000 until the plans and specifications for such project have been approved by the Commissioner of Education of the State.

The Local Finance Law also provides a twenty-day statute of limitations after publication of a bond resolution, together with a statutory form of notice which, in effect, estops legal challenges to the validity of obligations authorized by such bond resolution except for alleged constitutional violations. The District has complied with such procedure with respect to the Notes.

The Board of Education, as the finance board of the District, also has the power to authorize the sale and issuance of bonds and notes, including the Bonds. However, such finance board may delegate the power to sell the Bonds to the President of the Board of Education, the chief fiscal officer of the District, pursuant to the Local Finance Law.

Debt Limit. Pursuant to the Local Finance Law, the District has the power to contract indebtedness for any school district purpose authorized by the Legislature of the State of New York provided the aggregate principal amount thereof shall not exceed ten per centum of the full valuation of the taxable real estate of the District and subject to certain enumerated deductions such as State aid for building purposes. The constitutional and statutory method for determining full valuation is by taking the assessed valuation of taxable real estate for the last completed assessment roll and applying thereto the ratio (equalization rate) which such assessed valuation bears to the full valuation; such ratio is determined by the State Board of Real Property Services. The Legislature also is required to prescribe the manner by which such ratio shall be determined by such authority.

The following table sets forth the computation of the debt limit of the District and its debt contracting margin:

Computation of Debt Limit and Debt Contracting Margin
(As of September 14, 2017)

In Town of: (2016-2017)[a]	Assessed Valuation	State Equalization Rate (%)	Valuation
Brookhaven	$6,316,647	0.91	$694,137,033
Islip	130,623,660	12.70	1,028,532,756
Totals			$1,722,669,789
Debt Limit - 10% of Average Full Valuation			172,266,979
Inclusions:[b]			
Outstanding Bonds			16,380,000
Bond Anticipation Notes			4,400,000
Total Inclusions			20,780,000
Exclusions (Estimated Building Aid)[c]			14,164,492
Total Net Indebtedness Before the Issuance of the Notes			6,615,508
The Notes			13,465,000
Less: BANs to be Redeemed by the Issuance of the Notes			4,400,000
Net Effect of the Notes			9,065,000
Total Net Indebtedness After the Issuance of the Notes			15,680,508
Net Debt Contracting Margin			$156,586,471
Per Cent of Debt Contracting Margin Exhausted			9.10%

a. The latest completed assessment roll for which a State Equalization Rate has been established.
b. Tax Anticipation Notes, Energy Performance Lease and Revenue Anticipation Notes are not included in computation of the debt contracting margin of the District.
c. Represents estimate of moneys receivable by the District from the State as an apportionment for debt service for school building purposes, based on the most recent information received by the District from the State Department of Education. The amount shown is not necessarily the amount the District will ultimately receive. The District has not applied for a building aid exclusion certificate from the Commissioner of Education and therefore may not exclude such amount from its total indebtedness on the Debt Statement form required to be filed with the Office of the State Comptroller when bonds are to be issued.

Details of Short-Term Indebtedness Outstanding

As of the date of this Official Statement, the District has bond anticipation notes outstanding in the amount of $4,400,000, which will be renewed as a portion of this issue. The District also has Tax Anticipation Notes in the amount of $12,000,000 which will be issued on September 14, 2017.

Debt Service Requirements - Outstanding Bonds[a]

Fiscal Year Ending June 30:	Principal	Interest	Total
2018	$2,495,000	$720,575	$3,215,575
2019	2,065,000	620,500	2,685,500
2020	2,160,000	520,550	2,680,550
2021	2,060,000	426,375	2,486,375
2022	1,445,000	331,750	1,776,750
2023	1,515,000	261,050	1,776,050
2024	1,590,000	186,850	1,776,850
2025	1,675,000	108,800	1,783,800
2026	1,375,000	34,375	1,409,375
Totals	$16,380,000	$3,210,825	$19,590,825

a. Does not reflect payments made to date.

Debt Service Requirements – 2012 Energy Performance Contract[a]

Fiscal Year Ending June 30:	Principal	Interest	Total
2018	$284,664	$79,036	$363,700
2019	290,932	72,768	363,700
2020	297,337	66,361	363,698
2021	303,885	59,815	363,700
2022	310,577	53,123	363,700
2023	317,416	46,284	363,700
2024	324,405	39,294	363,699
2025	331,549	32,151	363,700
2026	338,849	24,851	363,700
2027	346,311	17,389	363,700
2028	353,937	9,763	363,700
2029	179,880	1,970	181,850
Totals	$3,679,742	$502,805	$4,182,547

a. Does not reflect payments made to date.

Tax Anticipation Notes

The District has generally found it necessary to borrow from time to time in anticipation of taxes, which borrowing is necessitated by the schedule of real property tax payments.

The following is a history of such tax anticipation note borrowings for the five most recent fiscal years:

Fiscal Year Ending June 30:	Amount	Issue	Maturity
2013-14	$10,500,000	09/19/2013	06/24/2014
2014-15	10,500,000	10/21/2014	06/25/2015
2015-16	10,500,000	08/27/2015	06/28/2016
2016-17	10,500,000	10/06/2016	06/27/2017
2017-18[a]	12,000,000	09/14/2017	06/27/2018

a. Anticipated issue date is September 14, 2017.

Authorized and Unissued Debt

The District has $25,500,000 authorized and unissued debt for various capital projects within the District.

Calculation of Estimated Overlapping and Underlying Indebtedness

Overlapping Units	Date of Report	Percentage Applicable (%)	Applicable Total Indebtedness	Applicable Net Indebtedness
County of Suffolk	06/08/2017	0.79	$17,831,135	$10,357,697
Town of Brookhaven	04/13/2017	1.46	10,283,316	8,684,543
Town of Islip	06/23/2017	2.86	3,458,026	3,209,349
Blue Point Fire District	03/31/2016	100.00	225,000	225,000
Totals			$31,797,477	$22,476,589

Sources: Annual Reports of the respective units for the most recently completed fiscal year on file with the Office of the State Comptroller or more recently published Official Statements.

Debt Ratios
(As of September 14, 2017)

	Amount	Per Capita[a]	Percentage Of Full Value (%) [b]
Total Direct Debt	$20,780,000	$1,517	1.21
Net Direct Debt	6,615,508	483	0.38
Total Direct & Applicable Total Overlapping Debt	52,577,477	3,837	3.05
Net Direct & Applicable Net Overlapping Debt	29,092,097	2,123	1.69

a. The current estimated population of the District is 13,702.

b. The full valuation of taxable real property in the District for 2016-17 is $1,722,669,789.

FINANCES OF THE DISTRICT

Independent Audit

The financial affairs of the District are subject to periodic compliance review by the Office of the State Comptroller to ascertain whether the District has complied with the requirements of various state and federal statutes. The financial statements of the District are audited each year by an independent public accountant. The last such audit covers the fiscal year ended June 30, 2016. A copy of such report is included herein as Appendix B.

Investment Policy

Pursuant to State law, including Sections 10 and 11 of the GML, the District is generally permitted to deposit moneys in banks or trust companies located and authorized to do business in the State. All such deposits, including special time deposit accounts and certificates of deposit, in excess of the amount insured under the Federal Deposit Insurance Act, are required to be secured in accordance with the provisions of and subject to the limitations of Section 10 of the GML.

The District may also temporarily invest moneys in: (1) obligations of the United States of America; (2) obligations guaranteed by agencies of the United States of America where the payment of principal and interest are guaranteed by the United States of America; (3) obligations of the State of New York; (4) with the approval of the New York State Comptroller, in tax anticipation notes or revenue anticipation notes issued by any municipality, school district, or district corporation, other than those notes issued by the District, itself; (5) certificates of participation issued in connection with installment purchase agreements entered into by political subdivisions of the State pursuant to Section 109-b(10) of the GML; (6) obligations of a New York public benefit corporation which are made lawful investments for municipalities pursuant to the enabling statute of such public benefit corporation; or (7) in the case of moneys held in certain reserve funds established by the District pursuant to law, in obligations of the District.

All of the foregoing investments are required to be payable or redeemable at the option of the owner within such times as the proceeds will be needed to meet expenditures for purposes for which the moneys were provided and, in the case of obligations purchased with the proceeds of bonds or notes, shall be payable or redeemable in any event, at the option of the owner, within two years of the date of purchase. Unless registered or inscribed in the name of the District, such instruments and investments must be purchased through, delivered to and held in custody of a bank or trust company in the State pursuant to a written custodial agreement as provided by Section 10 of the GML.

The Board of Education of the District has adopted an investment policy and such policy conforms with applicable laws of the State governing the deposit and investment of public moneys. All deposits and investments of the District are made in accordance with such policy.

Fund Structure and Accounts

The General Fund is the general operating fund for the District and is used to account for substantially all revenues and expenditures of the District. The District also maintains a special aid fund and school lunch fund. In addition, a capital projects fund is used to record capital facility projects, while a trust and agency fund accounts for assets received by the District in a fiduciary capacity.

Basis of Accounting

The district-wide and fiduciary fund financial statements are reported on the accrual basis of accounting using the economic resources measurement focus. Revenues are recorded when earned and expenses are recorded at the time liabilities are incurred, regardless of when the related cash transaction takes place. Nonexchange transaction, in which the District gives or receives value without directly receiving or giving equal value in exchange, include real property taxes, grants and donations. On an accrual basis, revenue from real property taxes is recognized in the fiscal year for which the taxes are levied. Revenue from grants and donations is recognized in the fiscal year in which all eligibility requirements have been satisfied and the related expenditures are incurred.

The fund statements are reported on the modified accrual basis of accounting using the current financial resources measurement focus. Revenues are recognized when measurable and available. The District considers all revenue reported in the governmental funds to be available if the revenues are collected within 180 days after the end of the fiscal year, except for real property taxes, which are considered to be available if they are collected within 60 days after the end of the fiscal year.

Expenditures are recorded when the related fund liability is incurred, except for principal and interest on general long-term debt, claims and judgments, and compensated absences, which are recognized as expenditures to the extent they have matured. General capital asset acquisitions are reported as expenditures in governmental funds. Proceeds of general long-term debt and acquisitions under capital leases are reported as other financing sources.

Source: Audited Financials of the District.

Budget Process

The District's fiscal year begins on July 1 and ends on June 30. Starting in the fall or winter of each year, the District's financial plan and enrollment projection are reviewed and updated and the first draft of the next year's proposed budget is developed by the central office staff. During the winter and early spring, the budget is developed and refined in conjunction with the school building principals and department supervisors. The District's budget is subject to the provisions of the Tax Levy Limit Law, which imposes a limitation on the amount of real property taxes that a school district may levy, and by law is submitted to voter referendum on the third Tuesday of May each year. (See "*The Levy Limit Law*" herein). On May 16, 2017, a majority of the voters of the District approved the District's budget for the 2016-2017 fiscal year. Summaries of the District's Adopted Budgets for the fiscal years 2016-2017 and 2017-2018 may be found in Appendix A, herein.

Revenues

The District receives most of its revenue from a real property tax on all non-exempt real property situated within the District and State aid. A summary of such revenues for the five most recently completed fiscal years may be found in Appendix A.

Real Property Taxes

See *"Tax Information"* herein.

State Aid

The District receives appropriations from the State of State aid for operating, building and other purposes at various times throughout its fiscal year, pursuant to formulas and payment schedules set forth by statute. While the State has a constitutional duty to maintain and support a system of free common schools that provides a "sound basic education" to children of the State, there can be no assurance that the State appropriation for State aid to school districts will be continued in future years, either pursuant to existing formulas or in any form whatsoever. State aid appropriated and apportioned to the school districts can be paid only if the State has such monies available for such payment.

The following table sets forth the amounts of the District's General Fund revenue comprised of State aid for each of the fiscal years 2012 through 2016, inclusive and the amounts budgeted for the 2017 and 2018 fiscal years.

Fiscal Year Ending June 30:	General Fund Total Revenue	State Aid	State Aid To Revenues (%)
2012	$61,131,731	$15,315,363	25.05
2013	61,465,258	16,235,248	26.41
2014	62,999,301	15,196,603	24.12
2015	64,922,772	16,360,976	25.20
2016	65,538,242	16,303,807	24.88
2017 (Budgeted)[a]	69,306,466	17,725,648	25.58
2018 (Budgeted)[a]	70,339,132	18,296,646	26.01

Source: Audited Financial Statements of the District and Adopted Budgets of the District.
a. Budgeted revenues include the application of reserves and fund balance.

In addition to the amount of State Aid budgeted annually by the District, the State makes payments of STAR aid representing tax savings provided by school districts to their taxpayers under the STAR Program (See "*STAR – School Tax Exemption*" herein). The District is expected to receive STAR aid in January, 2018.

There can be no assurance that the State appropriation for State aid to school districts will be continued in future years, either pursuant to existing formulas or in any form whatsoever. State aid appropriated and apportioned to the District can be paid only if the State has such monies available therefore. The availability of such monies and the timeliness of such payment could be affected by a delay in the adoption of the State budget or other circumstances including State fiscal stress. In any event, State aid appropriated and apportioned to the District can be paid only if the State has such monies available therefore.

Potential reductions in Federal aid received by the State. The State receives a substantial amount of Federal aid for education. Many of the policies that drive this Federal aid are subject to change under the current presidential administration and Congress. However, the State's current financial projections concerning Federal aid, and the assumptions on which they are based, are subject to revision as more information becomes available about the proposals for Federal tax policy and legislation, health care, including amendments to the Affordable Care Act, infrastructure, taxation, the Budget Control Act of 2011 (as amended), Federal regulatory reform, and other issues that may arise.

Reductions in Federal funding levels could have a materially adverse impact on the State budget. In addition to the potential fiscal impact of policies that may be proposed and adopted by the new administration and Congress, the State budget may be adversely affected by other actions taken by the Federal government, including audits, disallowances, and changes to Federal participation rates or other medicaid rules.

There can be no assurance that the State's financial position will not change materially and adversely from current projections. If this were to occur, the State would be required to take additional gap-closing actions. Such actions may include, but are not limited to: reductions in State agency operations; delays or reductions in payments to local governments or other recipients of State aid including school districts in the State. Reductions in the payment of State aid could adversely affect the financial condition of school districts in the State.

Should the District fail to receive State aid expected from the State in the amounts and at the times expected, occasioned by a delay in the payment of such monies or by a mid-year reduction in State aid, the District is authorized by the Local Finance Law to provide operating funds by borrowing in anticipation of the receipt of uncollected State aid.

Litigation regarding apportionment of State aid. In January 2001, the State Supreme Court issued a decision in *Campaign for Fiscal Equity* ("CFE") v. *State of New York* mandating that the system of apportionment of State aid to school districts within the State be restructured by the Governor and the State Legislature. On June 25, 2002, the Appellate Division of the State Supreme Court reversed that decision. On June 26, 2003, the State Court of Appeals, the highest court in the State, reversed the Appellate Division, holding that the State must, by July 30, 2004, ascertain the actual cost of providing a sound basic education, enact reforms to the system of school funding and ensure a system of accountability for such reforms. The Court of Appeals further modified the decision of the Appellate Division by deciding against a Statewide remedy and instead limited its ruling solely to the New York City school system.

After further litigation in 2006, the Court of Appeals held that $1.93 billion of additional funds for the New York City schools - as initially proposed by the Governor and presented to the State Legislature as an amount sufficient to provide a sound basic education - was reasonably determined. State legislative reforms enacted in the wake of the decision in *Campaign for Fiscal Equity* ("CFE") v. *State of New York*, included increased accountability for expenditure of State funds and collapsing over 30 categories of school aid into one classroom operating formula referred to as foundation aid. Foundation aid prioritizes funding distribution based upon student need.

Litigation is continuing however as a statewide lawsuit entitled *NYSER* v. *State of New York* has been filed recently on behalf of the State's public-school students. The lawsuit asserts that the State has failed to comply with the decision of the New York State Court of Appeals in *CFE* v. *State of New York*. The complaint asks the court for an order requiring the State to immediately discontinue the cap on State aid increases and the supermajority requirements regarding increases in local property tax levies. The complaint also asks the court to order the State to develop a new methodology for determining the actual costs of providing all students the opportunity for a sound basic education, revise the State funding formulas to ensure that all schools receive sufficient resources, and ensure a system of accountability that measures whether every school has sufficient resources and that all students are, in fact, receiving the opportunity to obtain a sound basic education. On June 27, 2017, the Court of Appeals ruled that NYSER's claims that students in New York City and Syracuse are being denied the opportunity for a sound basic education could go to trial and that NYSER could rely upon the CFE decision in its arguments. It is not possible to predict the outcome of this litigation.

Recent Events Affecting State Aid to New York School Districts

State aid to school districts in the State has declined in some recent years.

School district fiscal year (2012-2013): The State Legislature adopted the State budget on March 30, 2012. The budget included an increase of $751 million in State aid for school districts.

School district fiscal year (2013-2014): The State Legislature adopted the State budget on March 29, 2013. The budget included an increase of $936.6 million in State aid for school districts.

School district fiscal year (2014-2015): The State Legislature adopted the State budget on March 31, 2014. The Enacted 2014-2015 State Budget included a $1.1 billion or 5.3% increase in State aid to school districts for the 2014-2015 school year. High-need school districts received 70% of the state aid increase. The Enacted 2014-2015 State Budget restored $602 million of Gap Elimination Adjustment reductions that had been imposed on school districts from 2010-2011 to 2012-2013. The Enacted 2014-2015 State Budget invested $1.5 billion over five years to support the phase-in of a Statewide universal full-day pre-kindergarten program.

School district fiscal year (2015-2016): The State Legislature adopted the State budget on March 31, 2015. Said budget included an increase of $1.4 billion in State aid for school districts that was tied to changes in the teacher evaluation and tenure process.

School district fiscal year (2016-2017): The Enacted 2016-2017 State Budget included a school aid increase of $991 million over 2015-2016, $863 million of which consisted of traditional operating aid. In addition to full-funding of expense based aids ($408 million), the Enacted 2016-2017 State Budget included a $266 million increase in Foundation Aid and an $189 million restoration to the Gap Elimination Adjustment (the "GEA"). The majority of the remaining increase ($100 million) related to Community Schools Aid, a newly adopted aid category, to support school districts that wish to create community schools. Such funds may only be used for certain purposes such as providing health, mental health and nutritional services to students and their families.

School district fiscal year (2017-2018): The State's 2017-2018 Enacted Budget provides for school aid of approximately $25.8 billion, an increase of $1.1 billion in school aid spending from the 2016-2017 school year. The majority of the increases have been targeted to high need school districts. Expense-based aids to support school construction, pupil transportation, BOCES and special education were continued in full, as is the State's usual practice. Transportation aid increased by 5.5% and building aid increased by 4.8%. The State 2017-18 Enacted Budget continues to link school aid increases for 2017-18 and 2018-19 to teacher and principal evaluation plans approved by September 1 of the current year in compliance with Education Law Section 3012-d. In addition, the Enacted 2017-2018 State Budget allows the Governor to reduce aid to school districts mid-year if receipts from the Federal government are less than what was expected. If federal support is reduced by $850 million or more, the New York State Director of the Budget will develop a plan to make uniform spending reductions by the State. Such plan would take effect automatically unless the State Legislature passes its own plan within 90 days.

The State provides annual State aid to school districts in the State, including the District, on the basis of various formulas. Due to the State's own budgetary crisis in 2009 and to assist the State in mitigating the impacts of its own revenue shortfall, the State reduced the allocation of State aid to school districts as part of a program known as the Gap Elimination Adjustment ("GEA"). The GEA was a negative number (funds that were deducted from the State aid originally due to the District under State aid formulas). The District's State aid was reduced as a result of the GEA program starting in 2009. Subsequent State budgets decreased the amount of the GEA deduction and the Adopted Budget for the State's 2016-2017 fiscal year eliminated the remaining balance of the GEA.

The Smart Schools Bond Act was passed as part of the Enacted 2014-2015 State Budget. The Smart Schools Bond Act authorizes the issuance of $2 billion of general obligation bonds by the State to finance improved educational technology and infrastructure to enhance learning and opportunity for students throughout the State. The District's estimated allocation of funds is $1.5 million.

The District cannot predict at this time whether there will be any reductions in and/or delays in the receipt of State aid during the remainder of the current fiscal year and during the District's 2017-2018 fiscal year. The District believes that it would mitigate the impact of any delays or the reduction in State aid by reducing expenditures, increasing revenues, appropriating other available funds on hand, and/or by any combination of the foregoing. (See also "*Market Factors Affecting Financings of the State and School Districts of the State*").

Expenditures

The major categories of expenditure for the District are General Support, Instruction, Employee Benefits, Pupil Transportation and Debt Service. A summary of the expenditures for the five most recently completed fiscal years may be found in Appendix A.

The State Comptroller's Fiscal Stress Monitoring System and OSC Compliance Reviews

The New York State Comptroller has reported that New York State's school districts and municipalities are facing significant fiscal challenges. As a result, the Office of the State Comptroller has developed a Fiscal Stress Monitoring System ("FSMS") to provide independent, objectively measured and quantifiable information to school districts and municipal officials, taxpayers and policy makers regarding the various levels of fiscal stress under which the State's school districts and municipalities are operating.

The fiscal stress scores are based on financial information submitted as part of each school ST-3 report filed with the State Education Department annually, and each municipality's annual report filed with the Office of the State Comptroller (OSC). Using financial indicators that include year-end fund balance, cash position and patterns of operating deficits, the system creates an overall fiscal stress score which classifies whether a school district or municipality is in "significant fiscal stress", in "moderate fiscal stress," as "susceptible to fiscal stress" or "no designation". Entities that do not accumulate the number of points that would place them in a stress category will receive a financial score but will be classified in a category of "no designation." This classification should not be interpreted to imply that the entity is completely free of fiscal stress conditions. Rather, the entity's financial information, when objectively scored according to the FSMS criteria, did not generate sufficient points to place them in one of the three established stress categories.

The most current applicable report of OSC designates the District as "Susceptible" (Fiscal Score: 30.0%). More information on the FSMS may be obtained from the Office of the State Comptroller.

In addition, OSC helps local government officials manage government resources efficiently and effectively. The Comptroller oversees the fiscal affairs of local governments statewide, as well as compliance with relevant statutes and observance of good business practices. This fiscal oversight is accomplished, in part, through its audits, which identify opportunities for improving operations and governance. The most recent audit was released on October 2, 2015. The purpose of the audit was to determine if the District properly accounted for employee leave accruals for the period of July 1, 2013 through March 31, 2015. The complete report, along with the District's response, may be found on the OSC's official website. Reference to this website implies no warranty of accuracy of information therein.

Employee Pension System

New York State Certified employees (teachers and administrators) are members of the New York State Teachers Retirement System ("TRS"). Employer pension payments to the TRS are generally deducted from State aid payments. All non-NYS certified/civil service employees of the District eligible for pension or retirement benefits under the Retirement and Social Security Law of the State of New York are members of the New York State and Local Employee's Retirement System ("ERS"). Both the TRS and ERS are non-contributory with respect to members hired prior to July 1, 1976. Other than as discussed below, all members of the respective systems hired on or after July 1, 1976 with less than 10 year's full-time service contribute 3% of their gross annual salary toward the cost of retirement programs.

On December 10, 2009, the Governor signed in to law a new Tier 5. The law is effective for new ERS and TRS employees hired after January 1, 2010 and before March 31, 2012. ERS employees contribute 3% of their salaries and TRS employees contribute 3.5% of their salaries. There is no provision for these employee contributions to cease after a certain period of service.

On March 16, 2012, Governor Cuomo signed into law Chapter 18 of the Laws of 2012, which legislation provides for a new Tier 6 for employees hired after April 1, 2012. This new pension tier has progressive employee contribution rates between 3% and 6% and such employee contributions continue so long as the employee continues to accumulate pension credits; it increases the retirement age for new employees from 62 to 63 and includes provisions allowing early retirement with penalties. Under Tier 6, the pension multiplier is 1.75% for the first 20 years of service and 2% thereafter; vesting will occur after 10 years; the time period for calculation of final average salary is increased from three years to five years; and the amount of overtime to be used to determine an employee's pension is capped at $15,000, indexed for inflation, for civilian and non-uniform employees and at 15% of base pay for uniformed employees outside of New York City. It also includes a voluntary, portable, defined contribution plan option for new non-union employees with salaries of $75,000 or more.

Under current law, the employer pension payments for a given fiscal year are based on the value of the pension fund on the prior April 1 thus enabling the District to more accurately include the cost of the employer pension payment in its budget for the ensuing year. In addition, the District is required to make a minimum contribution of 4.5% of payroll every year, including years in which the investment performance of the fund would make a lower payment possible. The annual employer pension payment is due on February 1 of each year.

Due to poor performance of the investment portfolio of TRS and ERS during the recent financial crisis, the employer contribution rates for required pension payments to the TRS and ERS increased substantially. To help mitigate the impact of such increases, legislation was enacted that permitted school districts to amortize a portion of its annual employer pension payment to the ERS only. Under such legislation, school districts that choose to amortize were required to set aside and reserve funds with the ERS for certain future rate increases. The District has not amortized any of its employer pension payments pursuant to this legislation and expects to continue to pay all payments in full when due.

In addition, in Spring 2013, the State and TRS approved a Stable Contribution Option ("SCO") that gives school districts the ability to better manage the spikes in Actuarially Required Contribution rates ("ARCs"). ERS followed suit and modified its existing ERS SCO. Each plan allows school districts to pay the SCO amount in lieu of the ARC amount, which is higher, and defer the difference in payment amounts.

The TRS SCO deferral plan is available to school districts for up to 7 years. Under the TRS SCO plan, payment of the deferred amount will commence in year six of the program (2018-19) and continue for five years. School districts can elect to no longer participate in the plan at any time, resume paying the ARC and begin repayment of deferred amounts over five years. Under the ERS SCO, payment of deferred amounts begins the year immediately following the deferral and the repayment period is 12 years. Once made, the election to participate in the ERS SCO is permanent. However, the school districts can choose not to defer payment in any given year. In both plans, interest on the deferred amounts is based on the yield of 10-year U.S. Treasury securities plus 1%. The District has not amortized any of its employer pension payments as part of the SCO and expects to continue to pay all payments in full when due.

The primary benefit of participation in the SCO plans is the elimination of the uncertainty in the volatility of future pension contribution ARCs in the near term, thereby providing school districts with significant assistance in its ability to create a stable and reliable fiscal plan.

The following chart represents the TRS and ERS required contributions for the most recently completed fiscal years and the budgeted amounts for the 2017 and 2018 fiscal years.

Fiscal Year Ending June 30:	TRS	ERS
2013	$3,270,009	$1,052,017
2014	4,554,931	1,252,436
2015	5,082,392	1,155,269
2016	3,931,810	1,019,711
2017 (Budgeted)	3,525,000	1,138,280
2018 (Budgeted)	3,115,475	1,080,867

Source: Audited Financial Statements.

Other Post-Employment Benefits

The District provides post-retirement healthcare benefits to various categories of former employees. These costs may be expected to rise substantially in the future. School districts and Boards of Cooperative Education Services, unlike other municipal units of government in the State, have been prohibited from reducing retiree health benefits or increasing health care contributions received or paid by retirees below the level of benefits or contributions afforded to or required from active employees. This protection from unilateral reduction of benefits had been extended annually by the New York State Legislature until recently when legislation was enacted to make permanent these health insurance benefit protections for retirees. Legislative attempts to provide similar protection to retirees of other local units of government in the State have not succeeded as of the date hereof. Nevertheless, many such retirees of all varieties of municipal units in the State do presently receive such benefits.

GASB Statement No. 45 ("GASB 45") of the Governmental Accounting Standards Board ("GASB"), requires state and local governments to account for and report their costs associated with post-retirement healthcare benefits and other non-pension benefits ("OPEB"). GASB 45 generally requires that employers account for and report the annual cost of the OPEB and the outstanding obligations and commitments related to OPEB in essentially the same manner as they currently do for pensions. Under previous rules, these benefits have generally been administered on a pay-as-you-go basis and have not been reported as a liability on governmental financial statements. Only current payments to existing retirees were recorded as an expense.

GASB 45 requires that state and local governments adopt the actuarial methodologies to determine annual OPEB costs. Annual OPEB cost for most employers will be based on actuarially determined amounts that, if paid on an ongoing basis, generally would provide sufficient resources to pay benefits as they come due.

Under GASB 45, based on actuarial valuation, an annual required contribution ("ARC") will be determined for each state or local government. The ARC is the sum of (a) the normal cost for the year (the present value of future benefits being earned by current employees) plus (b) amortization of the unfunded accrued liability (benefits already earned by current and former employees but not yet provided for), using an amortization period of not more than 30 years. If a municipality contributes an amount less than the ARC, a net OPEB obligation will result, which is required to be recorded as a liability on its financial statements.

GASB 45 does not require that the unfunded liabilities actually be funded, only that the District account for its unfunded accrued liability and compliance in meeting its ARC. Actuarial valuation will be required every two years for the District.

The following table shows the components of the District's annual OPEB cost for the year 2016, the amount actually contributed to the plan, and changes in the District's net OPEB obligation.

Annual OPEB Cost and Net OPEB Obligation	Fiscal Year Ending June 30, 2016:
Annual required contribution (ARC)	$5,704,584
Interest on net OPEB obligation	959,711
Less: Adjustments to ARC	(1,360,560)
Annual OPEB cost (expense)	5,303,735
Less: Contributions made	(1,835,504)
Increase in net OPEB obligation	3,468,231
Net OPEB obligation-beginning of year	24,382,526
Net OPEB obligation-end of year	$27,850,757

The District's annual OPEB cost, the percentage of annual OPEB cost contributed to the plan, and the net OPEB obligation for the year ended June 30, 2016 and the two preceding years are as follows:

Year Ended	Annual OPEB Cost	Annual OPEB Cost Contributed (%)	Net OPEB Obligation
June 30, 2016	$5,303,735	34.60	$27,850,757
June 30, 2015	5,823,396	31.30	24,382,526
June 30, 2014	5,609,635	31.60	20,384,551

The OSC has recently proposed legislation to provide the State and certain local governments with the authority to establish trusts in which to accumulate assets for OPEB and to establish an OPEB investment fund in the sole custody of the State Comptroller for the investment of OPEB assets of the State and participating eligible local governments. The District cannot predict at this time whether such proposed legislation will be enacted into law. At this time, New York State has not developed guidelines for the creation and use of irrevocable trusts for the funding of OPEB. As a result, the District has decided to continue funding the expenditure on a pay-as-you-go basis.

Should the District be required to fund its unfunded actuarial accrued OPEB liability, it could have a material adverse impact upon the District's finances and could force the District to reduce services, raise taxes or both.

TAX INFORMATION

Real Property Taxes

The District derives its power to levy an ad valorem real property tax from the State Constitution; methods and procedures to levy, collect and enforce this tax are governed by the Real Property Tax Law. Real property assessment rolls used by the District are prepared by the Towns of Brookhaven and Islip. Assessment valuations are determined by the Town assessor and the State Board of Real Property Services which is responsible for certain utility and railroad property. In addition, the State Board of Real Property Services annually establishes State Equalization Rates for all localities in the State, which are determined by statistical sampling of market sales/assessment studies. The equalization rates are used in the calculation and distribution of certain State aids and are used by many localities in the calculation or debt contracting and real property taxing limitations. The District is not subject to constitutional real property taxing limitations; however, see "*The Tax Levy Limit Law*" herein for a discussion of certain statutory limitation that have been imposed.

The following table sets forth the amount of the District's General Fund revenue (excluding other financing sources) comprised of real property taxes for each of the fiscal years 2012 through 2016, inclusive and for the amounts budgeted for the 2017 and 2018 fiscal years.

Fiscal Year Ending June 30:	Total Revenue	Real Property Taxes	Real Property Taxes to Revenues (%)
2012	$61,131,731	$38,562,931	63.08
2013	61,465,258	39,291,321	63.92
2014	62,999,301	40,513,130	64.31
2015	64,922,772	41,529,287	63.97
2016	65,538,242	41,852,747	63.86
2017 (Budgeted) [a]	69,306,466	47,652,697	68.76
2018 (Budgeted) [a]	70,339,132	48,871,075	69.48

Source: Audited Financial Statements of the District and Adopted Budgets of the District.
a. Budgeted estimates for real property taxes include STAR. Budgeted estimates for total revenues include appropriations of fund balance.

Tax Collection Procedure

Property taxes for the District, together with County, Town and Fire District taxes, are collected by the Town Tax Receiver. Such taxes are due and payable in equal installments on December 1 and May 10, but may be paid without penalty by January 10 and May 31, respectively. Penalties on unpaid taxes are 1% per month from the date such taxes are due and 10% after May 31.

The Town Tax Receiver distributes the collected tax money to the Town, fire and school districts prior to distributing the balance collected to the County. Uncollected amounts are not segregated by the Receiver and any deficiency in tax collection is the County's liability. The District thereby is assured of full tax collection.

The Tax Levy Limit Law

Chapter 97 of the Laws of 2011, as amended, (herein referred to as the "Tax Levy Limit Law" or "Law") modified previous law by imposing a limit on the amount of real property taxes that a school district may levy.

Prior to the enactment of the Law, there was no statutory limitation on the amount of real property taxes that a school district could levy if its budget had been approved by a simple majority of its voters. In the event the budget had been defeated by the voters, the school district was required to adopt a contingency budget. Under a contingency budget, school budget increases were limited to the lesser of four percent (4%) of the prior year's budget or one hundred twenty percent (120%) of the consumer price index ("CPI").

Under the Tax Levy Limit Law, there is now a limitation on the amount of tax levy growth from one fiscal year to the next. Such limitation is the lesser of (i) 2% or (ii) the annual percentage increase in the consumer price index, subject to certain exclusions as mentioned below and as described in the Law. A budget with a tax levy that does not exceed such limit will require approval by at least 50% of the voters. Approval by at least 60% of the voters will be required for a budget with a tax levy in excess of the limit. In the event the voters reject the budget, the tax levy for the school district's budget for the ensuing fiscal year may not exceed the amount of the tax levy for the prior fiscal year. School districts will be permitted to carry forward a certain portion of their unused tax levy limitation from a prior year.

The Law permits certain significant exclusions to the tax levy limit for school districts. These include taxes to pay the local share of debt service on bonds or notes issued to finance voter approved capital expenditures (such as the Notes) and the refinancing or refunding of such bonds or notes, certain pension cost increases, and other items enumerated in the Law. However, such exclusion does NOT apply to taxes to pay debt service on tax anticipation notes, revenue anticipation notes, budget notes and deficiency notes; and any obligations issued to finance deficits and certain judgments, including tax certiorari refund payments.

STAR - School Tax Exemption

The STAR (School Tax Relief) program provides State-funded exemptions from school property taxes to homeowners for their primary residences. Homeowners over 65 years of age with household adjusted gross incomes, less the taxable amount of total distributions from individual retirement accounts and individual retirement annuities ("STAR Adjusted Gross Income") of $86,000 or less, increased annually according to a cost of living adjustment, are eligible for a "full value" exemption of the first $65,300 for the 2016-17 school year (adjusted annually). Other homeowners with household STAR Adjusted Gross income not in excess of $500,000 are eligible for a $30,000 "full value" exemption on their primary residence. School districts receive full reimbursement from the State for real property taxes exempted pursuant to the STAR program by the first business day in January of each year.

Part A of Chapter 60 of the Laws of 2016 of the State of New York ("Chapter 60") gradually converts the STAR program from a real property tax exemption to a personal income tax credit. Chapter 60 prohibits new STAR exemptions from being granted unless at least one of the applicants held title to the property on the taxable status date of the assessment roll that was used to levy school district taxes for the 2015-2016 school year (generally, March 1, 2015), and the property was granted a STAR exemption on that assessment roll. However, a new homeowner may receive a new personal income tax credit in the form of a check. The dollar benefit to eligible taxpayers will not change. A taxpayer who is eligible for the new credit will receive a check from the State equal to the amount by which the STAR exemption would have reduced his or her school tax bill. A homeowner who owned his or her home on the taxable status date for the assessment roll used to levy taxes for the 2015-2016 school year, and who received a STAR exemption on that roll, may continue to receive a STAR exemption on that home as long as he or she still owns and primarily resides in it. No further action is required (unless the homeowner has been receiving Basic STAR and wants to apply for Enhanced STAR, which is permissible).

The State 2017-18 Enacted Budget includes changes to Chapter 60. STAR checks are now expected to be mailed out prior to the date that school taxes are payable. The amount of the check will be based on the previous year's amount adjusted by the levy growth factor used for the property tax cap. Any changes that must be made based on the final STAR credit compared to the estimate used will be factored into the subsequent year's STAR credit check or taxpayers also may account for those changes in their State income taxes.

Approximately 14% of the District's 2016-2017 school tax levy was exempted by the STAR program and the District has received full reimbursement of such exempt taxes from the State. Approximately 14% of the District's 2017-2018 school tax levy is expected to be exempted by the STAR program and the District expects to receive full reimbursement of such exempt taxes from the State in January 2018. (See *"State Aid"* herein).

Rebate Program

Chapter 59 of the Laws of 2014 ("Chapter 59") included provisions which provided a refundable personal income tax credit to real property taxpayers in school districts in 2014 and 2015 and certain municipal units of government in 2015 and 2016. The eligibility of real property taxpayers for the tax credit in each year depended on such jurisdiction's compliance with the provisions of the Tax Levy Limitation Law. For the second taxable year of the program, the refundable personal income tax credit for real property taxpayers was additionally contingent upon adoption by the school district or municipal unit of a State approved "government efficiency plan" which demonstrated three-year savings and efficiencies of at least one per cent per year from shared services, cooperation agreements and/or mergers or efficiencies.

Chapter 20 of the Laws of 2015 ("Chapter 20") introduced a new real property tax rebate program that provides state-financed tax rebate checks and credits to taxpayers who are eligible for the STAR exemption in the years 2016-2019. For 2016, eligible taxpayers who resided outside New York City but within the Metropolitan Commuter Transportation District ("MCTD") received $130, and eligible taxpayers who resided outside the MCTD received $185. Credits in 2017-2019 will vary based on a taxpayer's personal income level and STAR tax savings. Similar to the Chapter 59 real property tax credit, under Chapter 20 the eligibility of real property taxpayers in each year depends on the school district's compliance with the provisions of the Tax Levy Limitation Law. Unlike Chapter 59, however, for taxpayers other than those living in one of the "Big 4" cities only the compliance of the school district in which the taxpayer resides is relevant. Municipal compliance with the Tax Levy Limitation Law is only required in the case of the "Big 4" cities that have fiscally dependent school districts. In such cases, the joint school/city levy must remain in compliance with the Tax Levy Limitation Law. In either scenario, the relevant jurisdiction (independent school district or joint city/school district) must certify its compliance with the provisions of Chapter 97.While the provisions of Chapter 59 did not, and the provisions of Chapter 20 do not, directly further restrict the taxing power of the affected municipalities, school districts and special districts, Chapter 59 did, and Chapter 20 does, provide an incentive for such tax levies to remain within the tax cap limits established by the Tax Levy Limitation Law.

Valuations, Rates and Levies

Town:	Fiscal Year Ending June 30:	Assessed Valuation	State Equal. Rate (%)	Full Valuation	Tax Rate Per $1,000 Assessed Valuation	Tax Levy
Brookhaven						
	2013	$6,342,091	0.91	$696,933,077	$2,403.58	$15,243,715
	2014	6,265,870	0.95	659,565,263	2,617.19	16,398,969
	2015	6,283,396	0.95	661,410,105	2,878.40	16,842,022
	2016	6,236,375	0.95	656,460,526	2,851.00	16,450,978
	2017	6,316,647	0.91	694,137,033	2,935.30	17,271,082
Islip						
	2013	$129,738,266	12.90	$1,005,722,992	$208.80	$27,088,757
	2014	130,171,624	13.20	986,148,667	209.15	27,224,925
	2015	130,360,179	13.20	987,577,114	208.84	27,778,922
	2016	130,145,159	12.70	1,024,765,031	212.89	28,551,419
	2017	130,623,660	12.70	1,028,532,756	209.58	28,200,678
Total						
	2013	$136,080,357		$1,702,656,069		$42,332,472
	2014	136,437,494		1,645,713,930		43,623,894
	2015	136,643,575		1,648,987,219		44,620,944
	2016	136,381,534		1,681,225,558		45,002,397
	2017	136,940,307		1,722,669,789		45,471,760

Source: Towns of Brookhaven and Islip Taxes and Assessments.

Selected Listing of Large Taxable Properties
2016-2017 Assessment Roll

Name	Type	Assessed Valuation
Home Properties	Apartments	$38,801,574
Patchogue Associates	Shopping Center	36,006,842
HD Development of Maryland	Commercial	18,021,052
Long Island Power Authority	Utility	15,797,914
Fairway Manor Inc.	Apartments	16,345,669
Gateway Two Associates	Shopping Center	11,263,157
Long Island Lighting Company	Utility	8,431,496
Keyspan	Utility	7,400,468
Verizon	Utility	5,093,955
Weissman Bayport Properties	Shopping Center	4,527,559
Gateway Three Realty Associates LLC	Commercial	4,210,526
Public Storage	Commercial	3,971,578
Package All Realty	Commercial	3,850,393
Blue Maps Realty LLC	Commercial	3,842,105
BP Bayport Storage	Commercial	3,392,913
	Total	$180,957,201

a. Represents 10.50% of the total full valuation of the District for 2016-2017.
Source: Town Assessment Rolls.

Tax Certiorari Claims

In common with other school districts, there are a number of tax certiorari proceedings pending involving properties that are subject to the levy of District taxes. The plaintiffs in these matters have asserted that their properties are over-assessed and are seeking assessment reductions. A refund of excess taxes is also generally requested. Historically, certiorari claims have been settled through negotiations, resulting in amounts, at times, substantially less than originally claimed. Many settlements provide for future adjustments with no direct outlay of money. There are no significant claims filed by the larger taxpayers at this time. (See "*Tax Collection Procedure*" herein.)

LITIGATION

In common with other school districts, the District from time to time receives notices of claim and is party to litigation. In the opinion of the District, after consultation with its attorney, unless otherwise set forth herein and apart from matters provided for by applicable insurance coverage, there are no significant claims or actions pending in which the District has not asserted a substantial and adequate defense, nor which, if determined against the District, would have an adverse material effect on the financial condition of the District.

DISCLOSURE UNDERTAKING

In order to assist the purchasers in complying with Rule 15c2-12 promulgated by the Securities and Exchange Commission under the Securities Exchange Act of 1934, as amended ("Rule 15c2-12"), the District will execute a Certificate to Provide Notices of Events, the form of which is attached hereto as "Appendix D".

Disclosure Compliance History

The following table sets forth the annual filings for each of the five preceding fiscal years.

Fiscal Year Ending June 30:	Financial & Operating Information	Audited Financial Statements
2012	12/28/2012	12/28/2012
2013	12/30/2013	12/30/2013
2014	12/22/2014	12/03/2014
2015	12/23/2015	11/18/2015
2016	12/22/2016	12/06/2016

On August 1, 2013, the District filed a material event notice regarding the status of the ratings of the bond insurers on various bonds issued by the District. Since the fall of 2008, there have been in excess of 40 rating actions on bond insurers reported by Moody's, Standard & Poor's and Fitch. Due to widespread knowledge of the downgrades to such bond insurers, material event notices were not filed pursuant to every rating action.

Annual information for fiscal years ending June 30, 2009, June 30, 2011, June 30, 2012 and June 30, 2013 were each filed with EMMA more than 180 days following the end of each respective fiscal year; but in no event later than 184 days following the end of each respective year. Such confusion arouse from the miscalculation of 180 days from the end of each respective fiscal year.

On April 16, 2010, Moody's Investor Services recalibrated the U.S. Municipal ratings from municipal scale to the global scale. The District's rating was recalibrated to "Aa2". As this was a system wide recalibration by Moody's and not considered an upgrade, a material event was not filed at the time.

MARKET MATTERS AFFECTING FINANCINGS OF THE MUNICIPALITIES AND SCHOOL DISTRICTS OF THE STATE

The District's credit rating could be affected by circumstances beyond the District's control. Economic conditions such as the rate of unemployment and inflation, termination of commercial operations by corporate taxpayers and employers, as well as natural catastrophes, could adversely affect the assessed valuation of District property and its ability to maintain fund balances and other statistical indices commensurate with its current credit rating. As a consequence, a decline in the District's credit rating could adversely affect the market value of the Notes.

If and when an owner of any of the Notes should elect to sell all or a part of the Notes prior to maturity, there can be no assurance that a market will have been established, maintained and continue in existence for the purchase and sale of any of those Notes. The market value of the Notes is dependent upon the ability of holder to potentially incur a capital loss if such Notes are sold prior to its maturity.

There can be no assurance that adverse events including, for example, the seeking by another municipality in the State or elsewhere of remedies pursuant to the Federal Bankruptcy Act or otherwise, will not occur which might affect the market price of and the market for the Notes. In particular, if a significant default or other financial crisis should occur in the affairs of the State or any of its municipalities, public authorities or other political subdivisions thereby possibly further impairing the acceptability of obligations issued by those entities, both the ability of the District to arrange for additional borrowing(s) as well as the market for and market value of outstanding debt obligations, including the Notes, could be adversely affected.

The District is dependent in part upon financial assistance from the State in the form of State aid as well as grants and loans to be received ("State Aid"). The District's receipt of State aid may be delayed as a result of the State's failure to adopt its budget timely and/or to appropriate State Aid to municipalities and school districts. Should the District fail to receive all or a portion of the amounts of State Aid expected to be received from the State in the amounts and at the times anticipated, occasioned by a delay in the payment of such moneys or by a reduction in State Aid or its elimination, the District is authorized pursuant to the Local Finance Law ("LFL") to provide operating funds by borrowing in anticipation of the receipt of such uncollected State Aid, however, there can be no assurance that, in such event, the District will have market access for any such borrowing on a cost effective basis. The elimination of or any substantial reduction in State Aid would likely have a materially adverse effect upon the District requiring either a counterbalancing increase in revenues from other sources to the extent available or a curtailment of expenditures. (See also "*State Aid*" under "FINANCIAL INFORMATION" herein.)

Future amendments to applicable statutes whether enacted by the State or the United States of America affecting the treatment of interest paid on municipal obligations, including the Notes, for income taxation purposes could have an adverse effect on the market value of the Notes (see "*TAX MATTERS*" herein).

The enactment of the Tax Levy Limit Law, which imposes a tax levy limitation upon municipalities, school districts and fire districts in the State, including the District, without providing exclusion for debt service on obligations issued by municipalities and fire districts, may affect the market price and/or marketability for the Notes. (See "*The Tax Levy Limit Law*" under "TAX INFORMATION" herein.)

Federal or State legislation imposing new or increased mandatory expenditures by municipalities, school districts and fire districts in the State, including the District could impair the financial condition of such entities, including the Districts and the ability of such entities, including the District, to pay debt service on the Notes.

TAX MATTERS

Opinion of Bond Counsel

In the opinion of Hawkins Delafield & Wood LLP, Bond Counsel to the District, under existing statutes and court decisions and assuming continuing compliance with certain tax certifications described herein, (i) interest on the Notes is excluded from gross income for Federal income tax purposes pursuant to Section 103 of the Internal Revenue Code of 1986, as amended (the "Code"), and (ii) interest on the Notes is not treated as a preference item in calculating the alternative minimum tax imposed on individuals and corporations under the Code; such interest, however, is included in the adjusted current earnings of certain corporations for purposes of calculating the alternative minimum tax imposed on such corporations. The Tax Certificate of the District (the "Tax Certificate"), which will be delivered concurrently with the delivery of the Notes, will contain provisions and procedures relating to compliance with applicable requirements of the Code. In rendering its opinion, Bond Counsel has relied on certain representations, certifications of fact, and statements of reasonable expectations made by the District in connection with the Notes, and Bond Counsel has assumed compliance by the District with certain ongoing provisions and procedures set forth in the Tax Certificate relating to compliance with applicable requirements of the Code to assure the exclusion of interest on the Notes from gross income under Section 103 of the Code.

In addition, in the opinion of Bond Counsel to the District, under existing statutes, interest on the Notes is exempt from personal income taxes of New York State and its political subdivisions, including The City of New York.

Bond Counsel expresses no opinion regarding any other Federal or state tax consequences with respect to the Notes. Bond Counsel renders its opinion under existing statutes and court decisions as of the issue date, and assumes no obligation to update, revise or supplement its opinion after the issue date to reflect any action hereafter taken or not taken, or any facts or circumstances that may hereafter come to its attention, or changes in law or in interpretations thereof that may hereafter occur, or for any other reason. Bond Counsel expresses no opinion on the effect of any action hereafter taken or not taken in reliance upon an opinion of other counsel on the exclusion from gross income for Federal income tax purposes of interest on the Notes, or under state and local tax law.

Certain Ongoing Federal Tax Requirements and Certifications

The Code establishes certain ongoing requirements that must be met subsequent to the issuance and delivery of the Notes in order that interest on the Notes be and remain excluded from gross income under Section 103 of the Code. These requirements include, but are not limited to, requirements relating to use and expenditure of gross proceeds of the Notes, yield and other restrictions on investments of gross proceeds, and the arbitrage rebate requirement that certain excess earnings on gross proceeds be rebated to the Federal government. Noncompliance with such requirements may cause interest on the Notes to become included in gross income for Federal income tax purposes retroactive to their issue date, irrespective of the date on which such noncompliance occurs or is discovered. The District, in executing the Tax Certificate, will certify to the effect that the District will comply with the provisions and procedures set forth therein and that it will do and perform all acts and things necessary or desirable to assure the exclusion of interest on the Notes from gross income under Section 103 of the Code.

Certain Collateral Federal Tax Consequences

The following is a brief discussion of certain collateral Federal income tax matters with respect to the Notes. It does not purport to address all aspects of Federal taxation that may be relevant to a particular owner of a Note. Prospective investors, particularly those who may be subject to special rules, are advised to consult their own tax advisors regarding the Federal tax consequences of owning and disposing of the Notes.

Prospective owners of the Notes should be aware that the ownership of such obligations may result in collateral Federal income tax consequences to various categories of persons, such as corporations (including S corporations and foreign corporations), financial institutions, property and casualty and life insurance companies, individual recipients of Social Security and railroad retirement benefits, individuals otherwise eligible for the earned income tax credit, and taxpayers deemed to have incurred or continued indebtedness to purchase or carry obligations the interest on which is excluded from gross income for Federal income tax purposes. Interest on the Notes may be taken into account in determining the tax liability of foreign corporations subject to the branch profits tax imposed by Section 884 of the Code.

Original Issue Discount

"Original issue discount" ("OID") is the excess of the sum of all amounts payable at the stated maturity of a Note (excluding certain "qualified stated interest" that is unconditionally payable at least annually at prescribed rates) over the issue price of that maturity. In general, the "issue price" of a maturity means the first price at which a substantial amount of the Notes of that maturity was sold (excluding sales to bond houses, brokers, or similar persons acting in the capacity as underwriters, placement agents, or wholesalers). In general, the issue price for each maturity of the Notes is expected to be the initial public offering price set forth in this Official Statement. Bond Counsel further is of the opinion that, for any Notes having OID (a "Discount Note"), OID that has accrued and is properly allocable to the owners of the Discount Notes under Section 1288 of the Code is excludable from gross income for Federal income tax purposes to the same extent as other interest on the Notes.

In general, under Section 1288 of the Code, OID on a Discount Note accrues under a constant yield method, based on periodic compounding of interest over prescribed accrual periods using a compounding rate determined by reference to the yield on that Discount Note. An owner's adjusted basis in a Discount Note is increased by accrued OID for purposes of determining gain or loss on sale, exchange, or other disposition of such Discount Note. Accrued OID may be taken into account as an increase in the amount of tax-exempt income received or deemed to have been received for purposes of determining various other tax consequences of owning a Discount Note even though there will not be a corresponding cash payment.

Owners of Discount Notes should consult their own tax advisors with respect to the treatment of original issue discount for Federal income tax purposes, including various special rules relating thereto, and the state and local tax consequences of acquiring, holding, and disposing of Discount Notes.

Note Premium

In general, if an owner acquires a Note for a purchase price (excluding accrued interest) or otherwise at a tax basis that reflects a premium over the sum of all amounts payable on the Note after the acquisition date (excluding certain "qualified stated interest" that is unconditionally payable at least annually at prescribed rates), that premium constitutes "note premium" on that Note (a "tax-exempt Premium Note"). In general, under Section 171 of the Code, an owner of a tax-exempt Premium Note must amortize the note premium over the remaining term of the tax-exempt Premium Note, based on the owner's yield over the remaining term of the tax-exempt Premium Note, determined based on constant yield principles (in certain cases involving a tax-exempt Premium Note callable prior to its stated maturity date, the amortization period and yield may be required to be determined on the basis of an earlier call date that results in the lowest yield on such note).

An owner of a tax-exempt Premium Note must amortize the note premium by offsetting the qualified stated interest allocable to each interest accrual period under the owner's regular method of accounting against the note premium allocable to that period. In the case of a tax-exempt Premium Note, if the note premium allocable to an accrual period exceeds the qualified stated interest allocable to that accrual period, the excess is a nondeductible loss. Under certain circumstances, the owner of a tax-exempt Premium Note may realize a taxable gain upon disposition of the tax-exempt Premium Note even though it is sold or redeemed for an amount less than or equal to the owner's original acquisition cost. Owners of any tax-exempt Premium Note should consult their own tax advisors regarding the treatment of note premium for Federal income tax purposes, including various special rules relating thereto, and state and local tax consequences, in connection with the acquisition, ownership, amortization of note premium on, sale, exchange, or other disposition of tax-exempt Premium Notes.

Information Reporting and Backup Withholding

Information reporting requirements apply to interest paid on tax-exempt obligations, including the Notes. In general, such requirements are satisfied if the interest recipient completes and provides the payor with, a Form W-9, "Request for Taxpayer Identification Number and Certification," or if the recipient is one of a limited class of exempt recipients. A recipient not otherwise exempt from information reporting who fails to satisfy the information reporting requirements will be subject to "backup withholding," which means that the payor is required to deduct and withhold a tax from the interest payment, calculated in the manner set forth in the Code. For the foregoing purpose, a "payor" generally refers to the person or entity from whom a recipient receives its payments of interest or who collects such payments on behalf of the recipient.

If an owner purchasing a Note through a brokerage account has executed a Form W-9 in connection with the establishment of such account, as generally can be expected, no backup withholding should occur. In any event, backup withholding does not affect the excludability of the interest on the Notes from gross income for Federal income tax purposes. Any amounts withheld pursuant to backup withholding would be allowed as a refund or a credit against the owner's Federal income tax once the required information is furnished to the Internal Revenue Service.

Miscellaneous

Tax legislation, administrative actions taken by tax authorities, or court decisions, whether at the Federal or state level, may adversely affect the tax-exempt status of interest on the Notes under Federal or state law or otherwise prevent beneficial owners of the Notes from realizing the full current benefit of the tax status of such interest. In addition, such legislation or actions (whether currently proposed, proposed in the future, or enacted) and such decisions could affect the market price or marketability of the Notes.

Prospective purchasers of the Notes should consult their own tax advisors regarding the foregoing matters.

LEGAL MATTERS

Legal matters incident to the authorization, issuance and sale of the Notes will be subject to the final approving opinion of Hawkins Delafield & Wood LLP, Bond Counsel, substantially in the form set forth in Appendix C hereto.

RATING

The Notes are not rated. Moody's Investors Service has applied a rating of "Aa2" to the outstanding uninsured bonds of the District. The rating reflects only the view of such rating agency and an explanation of the significance of such rating should be obtained from Moody's. Generally, a rating agency bases its ratings on the information and materials furnished to it and on investigation, studies and assumptions by the rating agency. There is no assurance that a particular rating will apply for any given period of time or that it will not be lowered or withdrawn entirely if, in the judgment of the agency originally establishing the rating, circumstances so warrant. Any downward revision or withdrawal of such ratings could have an adverse affect on the market price of the Notes or the availability of a secondary market for such Notes.

MUNICIPAL ADVISOR

Munistat Services, Inc. (the "Municipal Advisor"), is a Municipal Advisor, registered with the Securities and Exchange Commission and the Municipal Securities Rulemaking Board. The Municipal Advisor serves as independent financial advisor to the District on matters relating to debt management. The Municipal Advisor is a financial advisory and consulting organization and is not engaged in the business of underwriting, marketing, or trading municipal securities or any other negotiated instruments. The municipal Advisor has provided advice as to the plan of financing and the structuring of the Notes and has reviewed and commented on certain legal documents, including this Official Statement. The advice on the plan of financing and the structuring of the Notes was based on materials provided by the District and other sources of information believed to be reliable. The Municipal Advisor has not audited, authenticated, or otherwise verified the information provided by the District or the information set forth in this Official Statement or any other information available to the District with respect to the appropriateness, accuracy, or completeness of disclosure of such information and no guarantee, warranty, or other representation is made by the Municipal Advisor respecting the accuracy and completeness of or any other matter related to such information and this Official Statement.

ADDITIONAL INFORMATION

Additional information may be obtained upon request from the office of Richard Snyder, Assistant Superintendent for Finance and Operations, Bayport-Blue Point Union Free School District, 189 Academy Street, Bayport, NY 11705, Phone (631) 472-7860 Ext. 8021, Fax (631) 472-7817 and email: rsnyder@bbpschools.orgor from Munistat Services, Inc., 12 Roosevelt Avenue, Port Jefferson Station, New York 11776, telephone number (631) 331-8888 or website:www.munistat.com.

Munistat Services, Inc. may place a copy of this Official Statement on its website at www.munistat.com. Unless this Official Statement specifically indicates otherwise, no statement on such website is included by specific reference or constitutes a part of this Official Statement. Munistat Services, Inc. has prepared such website information for convenience, but no decisions should be made in reliance upon that information. Typographical or other errors may have occurred in converting original source documents to digital format, and neither the District nor Munistat Services, Inc. assumes any liability or responsibility for errors or omissions on such website. Further, Munistat Services, Inc. and the District disclaim any duty or obligation either to update or to maintain that information or any responsibility or liability for any damages caused by viruses in the electronic files on the website. Munistat Services, Inc. and the District also assume no liability or responsibility for any errors or omissions or unauthorized editing or for any updates to dated website information.

Any statements in this Official Statement involving matters of opinion or estimates, whether or not expressly stated, are intended as such and not as representations of fact. No representation is made that any of such statements will be, in fact, realized. This Official Statement is not to be construed as a contract or agreement between the District and the original purchasers or owners of any of the Notes.

By: s/s MICHAEL MILLER
President of the Board of Education
Bayport-Blue Point Union Free School District
Bayport-Blue Point, New York

September , 2017

APPENDIX A

FINANCIAL INFORMATION

FINANCIAL INFORMATION

Valuations, Tax Levies and Tax Rates

	2012	2013	2014	2015	2016
Town of Brookhaven:					
Assessed Valuation	$ 6,373,674	$ 6,342,091	$ 6,265,870	$ 6,283,396	$ 6,236,375
Equalization Rate	0.91%	0.91%	0.95%	0.95%	0.95%
Full Valuation	700,403,736	696,933,077	659,565,263	661,410,105	656,460,526
Tax Levy	15,651,107	15,243,715	16,398,969	16,398,969	16,450,978
Tax Rate per $1,000 of Assessed Valuation	2,455.59	2,403.58	2,617.19	2,609.89	2,637.91
Town of Islip:					
Assessed Valuation	$ 130,125,489	$ 129,738,266	$ 130,171,624	$ 130,360,179	$ 130,145,159
Equalization Rate	12.00%	12.90%	13.20%	13.20%	12.70%
Full Valuation	1,084,379,075	1,005,722,992	986,148,667	987,577,114	1,024,765,032
Tax Levy	25,909,272	27,088,757	27,224,925	27,224,925	28,551,419
Tax Rate per $1,000 of Assessed Valuation	199.11	208.80	209.15	208.84	219.38
Totals:					
Assessed Valuation	$ 136,499,163	$ 136,080,357	$ 136,437,494	$ 136,643,575	$ 136,381,534
Full Valuation	1,784,782,811	1,702,656,069	1,645,713,930	1,648,987,219	1,681,225,558
Tax Levy	38,562,931	39,291,321	45,800,934	46,752,313	47,212,895

Note: Tax Levy Excludes Star

Sources: Office of the NYS Comptroller and the District.

Statement of Revenues, Expenditures and Fund Balances

General Fund

	Fiscal Year Ending June 30:				
	2012	2013	2014	2015	2016
Revenues:					
Real Property Taxes	$ 38,562,931	$ 39,291,321	$ 40,513,130	$ 41,529,287	$ 41,852,747
Other Real Property Tax Items (a)	5,509,523	5,633,013	5,747,623	5,707,500	5,841,237
Charges for Services	563,908	506,824	605,782	786,898	920,829
Use of Money and Property	152,661	157,168	189,154	192,872	182,667
Sale of Property and Compensation for Loss	277,635	101,712	186,029	98,799	540
Miscellaneous	717,678	498,683	503,363	197,484	397,907
State Sources	15,315,363	15,235,248	15,196,603	16,360,976	16,303,807
Medicaid Reimbursement		41,289	57,617	48,956	38,508
Federal Sources	32,032				
Total Revenues	61,131,731	61,465,258	62,999,301	64,922,772	65,538,242
Expenditures:					
General Support	6,487,365	6,245,051	6,479,875	6,527,637	6,446,321
Instruction	34,044,977	36,287,318	36,868,503	37,716,319	38,762,250
Pupil Transportation	1,933,813	2,267,281	2,067,554	1,979,715	2,013,395
Employee Benefits	12,734,757	13,960,486	15,105,784	15,906,080	15,089,488
Interfund Transfers					
Debt Service	4,016,242	3,963,803	3,907,477	3,967,303	4,086,303
Total Expenditures	$ 59,217,154	$ 62,723,939	$ 64,429,193	$ 66,097,054	$ 66,397,757
Excess (Deficit) of Revenues Over Expenditures	1,914,577	(1,258,681)	(1,429,892)	(1,174,282)	(859,515)
Other Financing Sources					
Transfers in	400,000	250,000	350,000	220,000	234,338
Transfers Out	(207,947)	(44,103)	(51,112)	(64,013)	(65,864)
Fund Balance - Beg. of Year	11,667,921	13,774,551	12,721,767	11,590,763	10,572,468
Fund Balance - End of Year	$ 13,774,551	$ 12,721,767	$ 11,590,763	$ 10,572,468	$ 9,881,427

(a) Includes STAR payments.
Sources: Audited Financial Statements of the District.

NOTE: This table NOT audited

Comparative Balance Sheet - General Fund

	Fiscal Year Ending June 30:	
	2015	2016
Assets:		
Cash		
Unrestricted	$ 8,034,237	$ 7,500,095
Restricted	5,359,014	4,880,199
Due From Other Funds	1,448,563	1,552,062
Accounts Receivable	106,281	
Due From Other Governments	1,678,536	1,104,392
Due from State and Federal	993,280	396,612
Other Assets	1,137,750	1,471,770
Total Assets	$ 18,757,661	$ 16,905,130
Liabilities and Fund Balance:		
Liabilities:		
Accounts Payable	$ 857,005	$ 821,327
Accrued Liabilities	205,792	14,495
Due to Other Funds	160,942	82,825
Due to Other Governments	0	0
Due to Teachers Retirement System	5,295,007	4,130,250
Due to Employees Retirement System	356,237	293,547
Compensated Absences	172,460	209,489
Deferred Revenue	1,137,750	1,471,770
Total Liabilites	8,185,193	7,023,703
Fund Balances:		
Nonspendable:		
Advances	22,120	64,489
Restricted:		
Workers' Compensation	942,906	627,542
Unemployment Insurance	366,032	342,191
Retirement Contribution	1,911,701	1,896,474
Employee Benefit Accrued Liability	2,042,291	2,013,992
Assigned:		
Appropriated Fund Balance	2,400,000	2,163,717
Unappropriated Fund Balance	106,157	766
Unassigned: Fund Balance (Deficit)	2,781,261	2,772,256
Total Fund Equity	10,572,468	9,881,427
Total Liabilities and Fund Equity	$ 18,757,661	$ 16,905,130

Sources: Audited Financial Statements of the District.
NOTE: This table NOT audited

BUDGET SUMMARIES

	2017	2018
Revenues:		
Real Property Taxes	$ 47,652,697	$ 48,871,075
Charges for Services	797,500	402,500
Use of Money and Property	168,000	168,000
Sale of Property and Compensation for Loss	10,000	0
State Sources	17,756,761	18,296,646
Miscellaneous	267,791	244,619
PILOT Program	490,000	488,709
Appropriation of Fund Balance	2,163,717	1,867,583
Total Revenues	$ 69,306,466	$ 70,339,132
Expenditures:		
General Support	7,416,261	7,532,457
Instruction	39,967,495	40,948,273
Pupil Transportation	2,020,629	2,126,175
Employee Benefits	16,071,698	15,556,952
Interfund Transfers	65,000	65,000
Debt Service	3,765,383	4,110,275
Total Expenditures	$ 69,306,466	$ 70,339,132

The 2016-17 Budget was approved by the voters of the District on May 17, 2016.

The 2017-18 Budget is being voted on by the voters of the District on May 20, 2017.

BAYPORT-BLUE POINT UNION FREE SCHOOL DISTRICT

APPENDIX B

AUDITED FINANCIAL STATEMENTS
FOR THE FISCAL YEAR ENDED JUNE 30, 2016

NOTE: SUCH FINANCIAL REPORT AND OPINIONS WERE PREPARED AS OF THE DATE THEREOF AND HAVE NOT BEEN REVIEWED AND /OR UPDATED BY THE DISTRICT'S AUDITORS IN CONNECTION WITH THE PREPARATION AND DISSEMINATION OF THIS OFFICIAL STATEMENT. CONSENT OF THE AUDITORS FOR INCLUSION OF THE AUDITED FINANCIAL REPORT IN THIS OFFICIAL STATEMENT HAS NOT BEEN REQUESTED NOR OBTAINED.

BAYPORT – BLUE POINT UNION FREE SCHOOL DISTRICT
TABLE OF CONTENTS

	Page
Independent Auditor's Report	1
Management's Discussion and Analysis (MD&A)	3
Financial Statements:	
Statement of Net Position	17
Statement of Activities	18
Balance Sheet – Governmental Funds	19
Reconciliation of the Governmental Funds Balance Sheet to the Statement of Net Position	20
Statement of Revenues, Expenditures and Changes in Fund Balances – Governmental Funds	21
Reconciliation of the Governmental Funds Statement of Revenues, Expenditures and Changes in Fund Balances to the Statement of Activities	22
Statement of Fiduciary Net Position – Fiduciary Funds	23
Statement of Changes in Fiduciary Net Position – Fiduciary Funds	24
Notes to Financial Statements	25
Required Supplementary Information other than MD&A:	
Schedule of Revenues, Expenditures and Changes in Fund Balance – Budget and Actual – General Fund	51
Schedule of Funding Progress – Other Postemployment Benefits	53
Schedule of the District's Proportionate Share of the Net Pension Asset/Liability	54
Schedule of District Contributions	55
Other Supplementary Information:	
Schedules of Change from Adopted Budget to Final Budget and the Real Property Tax Limit – General Fund	56
Schedule of Project Expenditures – Capital Projects Fund	57
Net Investment in Capital Assets	58
Independent Auditor's Report on Internal Control over Financial Reporting and on Compliance and Other Matters Based on an Audit of Financial Statements Performed in Accordance with *Government Auditing Standards*	59

CULLEN & DANOWSKI, LLP
CERTIFIED PUBLIC ACCOUNTANTS

VINCENT D. CULLEN, CPA
(1950 - 2013)

JAMES E. DANOWSKI, CPA
PETER F. RODRIGUEZ, CPA
JILL S. SANDERS, CPA
DONALD J. HOFFMANN, CPA
CHRISTOPHER V. REINO, CPA
ALAN YU, CPA

INDEPENDENT AUDITOR'S REPORT

To the Board of Education
Bayport - Blue Point Union Free School District
Bayport, New York

Report on the Financial Statements

We have audited the accompanying financial statements of the governmental activities, each major fund and the fiduciary funds of the Bayport - Blue Point Union Free School District (District), as of and for the year ended June 30, 2016, and the related notes to the financial statements, which collectively comprise the District's basic financial statements as listed in the table of contents.

Management's Responsibility for the Financial Statements

Management is responsible for the preparation and fair presentation of these financial statements in accordance with accounting principles generally accepted in the United States of America; this includes the design, implementation, and maintenance of internal control relevant to the preparation and fair presentation of financial statements that are free from material misstatement, whether due to fraud or error.

Auditor's Responsibility

Our responsibility is to express opinions on these financial statements based on our audit. We conducted our audit in accordance with auditing standards generally accepted in the United States of America and the standards applicable to financial audits contained in *Government Auditing Standards*, issued by the Comptroller General of the United States. Those standards require that we plan and perform the audit to obtain reasonable assurance about whether the financial statements are free from material misstatement.

An audit involves performing procedures to obtain audit evidence about the amounts and disclosures in the financial statements. The procedures selected depend on the auditor's judgment, including the assessment of the risks of material misstatement of the financial statements, whether due to fraud or error. In making those risk assessments, the auditor considers internal control relevant to the District's preparation and fair presentation of the financial statements in order to design audit procedures that are appropriate in the circumstances, but not for the purpose of expressing an opinion on the effectiveness of the District's internal control. Accordingly, we express no such opinion. An audit also includes evaluating the appropriateness of accounting policies used and the reasonableness of significant accounting estimates made by management, as well as evaluating the overall presentation of the financial statements.

We believe that the audit evidence we have obtained is sufficient and appropriate to provide a basis for our audit opinions.

Opinions

In our opinion, the financial statements referred to above present fairly, in all material respects, the respective financial position of the governmental activities, each major fund and the fiduciary funds of the Bayport - Blue Point Union Free School District, as of June 30, 2016, and the respective changes in financial position for the year then ended in accordance with accounting principles generally accepted in the United States of America.

Other Matters

Required Supplementary Information

Accounting principles generally accepted in the United States of America require that management's discussion and analysis, budgetary comparison information and the schedules of funding progress – other postemployment benefits, the District's proportionate share of the net pension asset/liability, and District contributions on pages 3 through 16 and 51 through 55, respectively, be presented to supplement the basic financial statements. Such information, although not a part of the basic financial statements, is required by the Governmental Accounting Standards Board, who considers it to be an essential part of financial reporting for placing the basic financial statements in an appropriate operational, economic, or historical context. We have applied certain limited procedures to the required supplementary information in accordance with auditing standards generally accepted in the United States of America, which consisted of inquiries of management about the methods of preparing the information and comparing the information for consistency with management's responses to our inquiries, the basic financial statements, and other knowledge we obtained during our audit of the basic financial statements. We do not express an opinion or provide any assurance on the information because the limited procedures do not provide us with sufficient evidence to express an opinion or provide any assurance.

Other Supplementary Information

Our audit was conducted for the purpose of forming opinions on the financial statements that collectively comprise the Bayport - Blue Point Union Free School District's basic financial statements. The other supplementary information on pages 56 through 58 is presented for purposes of additional analysis and is not a required part of the basic financial statements but is supplementary information requested by the New York State Education Department. The other supplementary information has not been subjected to the auditing procedures applied in the audit of the basic financial statements and, accordingly, we do not express an opinion or provide any assurance on it.

Other Reporting Required by *Government Auditing Standards*

In accordance with *Government Auditing Standards*, we have also issued our report dated November 1, 2016 on our consideration of the Bayport - Blue Point Union Free School District's internal control over financial reporting and on our tests of its compliance with certain provisions of laws, regulations, contracts, and grant agreements and other matters. The purpose of that report is to describe the scope of our testing of internal control over financial reporting and compliance and the results of that testing, and not to provide an opinion on internal control over financial reporting or on compliance. That report is an integral part of an audit performed in accordance with *Government Auditing Standards* in considering the Bayport - Blue Point Union Free School District's internal control over financial reporting and compliance.

Cullen & Danowski, LLP

November 1, 2016

The Bayport - Blue Point Union Free School District's discussion and analysis of the financial performance provides an overall review of the District's financial activities for the fiscal year ended June 30, 2016 in comparison with the year ended June 30, 2015, with emphasis on the current year. This should be read in conjunction with the financial statements, which immediately follow this section.

1. FINANCIAL HIGHLIGHTS

Key financial highlights for fiscal year 2016 are as follows:

- The District's total net position, as reflected in the district-wide financial statements, increased by $3,003,756. This was due to an excess of revenues over expenses based on the accrual basis of accounting.

- The District's expenses for the year, as reflected in the district-wide financial statements, totaled $64,564,004. Of this amount, $2,616,133 was offset by program charges for services and operating grants. General revenues of $64,951,627 amount to 96.1% of total revenues, and were adequate to cover the balance of program expenses.

- The District received $1,235,821 in operating grants to support instructional and food service programs, which is an increase of $61,672 over the prior year.

- The general fund's total fund balance, as reflected in the fund financial statements, decreased by $691,041. This was due to an excess of expenditures over revenues based on the modified accrual basis of accounting.

- The general fund's unassigned fund balance at year end was $2,772,256. This represents a decrease of $9,005 from the prior year. The unassigned fund balance is at a level that is compliant with New York State law.

- On May 17, 2016, the voters approved a transportation proposition to modify its public school transportation eligibility, effective at the beginning of the 2016-17 school year for grades K-5 from the existing 1.5 mile limit to a new 1.25 mile limit at no additional cost to the District.

- On November 17, 2015, the voters approved a bond issue not to exceed $29,900,000 to partially reconstruct and construct improvements to District buildings and sites. As of June 30, 2016, no debt has been issued. Work has commenced and expenditures are recorded in the capital projects fund.

- On June 2, 2016, the District issued $3,135,000 in general obligation bonds to advance refund $3,330,000 of outstanding serial bonds. The net proceeds of $3,361,920, which included a premium of $300,365, have been deposited into an irrevocable trust with an escrow agent to provide for all future debt service payments on the refunded bonds. The economic gain on the transaction is $158,063.

- The District's 2016 property tax levy of $47,212,895 (including STAR) was a 0.99% increase over the 2015 tax levy, which is equal to the tax cap.

2. OVERVIEW OF THE FINANCIAL STATEMENTS

This annual report consists of four parts – management's discussion and analysis (MD&A), the basic financial statements, required supplementary information, and other supplementary information. The basic financial statements consist of district-wide financial statements, fund financial statements, and notes to the financial statements. A graphic display of the relationship of these statements follows:

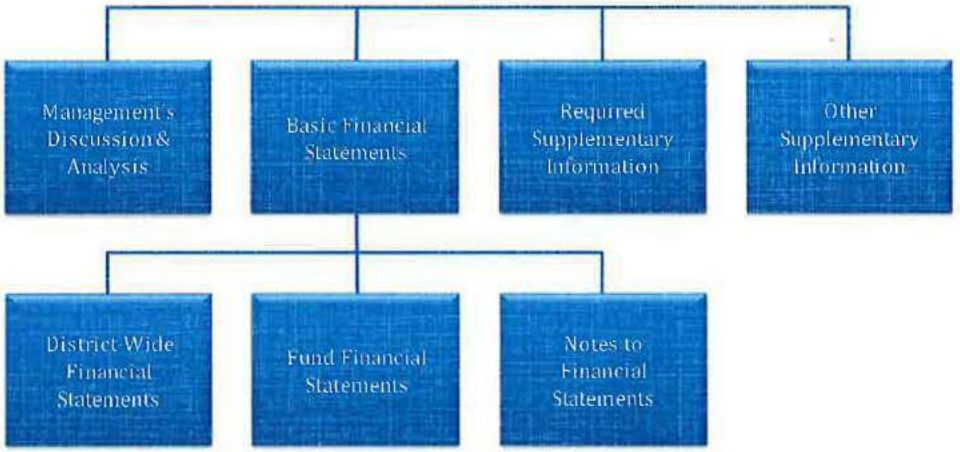

A. District-Wide Financial Statements

The district-wide financial statements present the governmental activities of the District and are organized to provide an understanding of the fiscal performance of the District as a whole in a manner similar to a private sector business. There are two district-wide financial statements - the Statement of Net Position and the Statement of Activities. These statements provide both an aggregate and long-term view of the District's finances.

These statements utilize the accrual basis of accounting. This basis of accounting recognizes the financial effects of events when they occur, without regard to the timing of cash flows related to the events.

The Statement of Net Position

The Statement of Net Position presents information on all of the District's assets and deferred outflows of resources, and liabilities and deferred inflows of resources, with the difference reported as net position. Increases or decreases in net position may serve as a useful indicator of whether the financial position of the District is improving or deteriorating.

The Statement of Activities

The Statement of Activities presents information showing the change in net position during the fiscal year. All changes in net position are recorded at the time the underlying financial event occurs. Revenues are recognized in the period when they are earned and expenses are recognized in the period when the liability is incurred. Therefore, revenues and expenses are reported in the statement for some items that will result in cash flow in future fiscal periods.

B. Fund Financial Statements

The fund financial statements provide more detailed information about the District's funds, not the District as a whole. A fund is a grouping of related accounts that is used to maintain control over resources that have been segregated for specific activities or objectives. The District also uses fund accounting to ensure compliance with finance-related legal requirements. The funds of the District are reported in the governmental funds and the fiduciary funds.

Governmental Funds

These statements utilize the modified accrual basis of accounting. This basis of accounting recognizes revenues in the period that they become measurable and available. It recognizes expenditures in the period in which the District incurs the liability, except for certain expenditures such as debt service on general long-term indebtedness, claims and judgments, compensated absences, pension costs and other postemployment benefits, which are recognized as expenditures to the extent the related liabilities mature each period.

Governmental funds are used to account for essentially the same functions reported as governmental activities in the district-wide financial statements. However, the governmental fund financial statements focus on shorter term inflows and outflows of spendable resources, as well as on balances of spendable resources available at the end of the fiscal year for spending in future years. Consequently, the governmental fund statements provide a detailed short-term view of the District's operations and the services it provides.

Because the focus of governmental funds is narrower than that of district-wide financial statements, it is useful to compare the information presented for governmental funds with similar information presented for governmental activities in the district-wide financial statements. By doing so, you may better understand the long-term impact of the District's near-term financing decisions. Both the governmental fund Balance Sheet and the governmental fund Statement of Revenues, Expenditures, and Changes in Fund Balances provide a reconciliation to facilitate this comparison between governmental funds and governmental activities.

The District maintains five individual governmental funds: general fund, special aid fund, school lunch fund, debt service fund and capital projects fund, each of which is considered to be a major fund and is presented separately in the fund financial statements.

Fiduciary Funds

Fiduciary funds are used to account for assets held by the District in its capacity as agent or trustee and utilize the accrual basis of accounting. All of the District's fiduciary activities are reported in separate statements. The fiduciary activities have been excluded from the District's district-wide financial statements because the District cannot use these assets to finance its operations.

3. FINANCIAL ANALYSIS OF THE DISTRICT AS A WHOLE

A. Net Position

The District's total net position increased by $3,003,756 between fiscal year 2016 and 2015. The increase is due to revenues in excess of expenses based on the accrual basis of accounting. A summary of the District's Statements of Net Position follows:

	2016	2015	Increase (Decrease)	Percentage Change
Current and Other Assets	$ 16,820,709	$ 19,088,342	$ (2,267,633)	(11.88)%
Capital Assets, Net	48,825,940	50,050,624	(1,224,684)	(2.45)%
Net Pension Asset - Proportionate Share	20,047,664	21,294,507	(1,246,843)	(5.86)%
Total Assets	85,694,313	90,433,473	(4,739,160)	(5.24)%
Deferred Outflows of Resources	8,080,778	6,353,851	1,726,927	27.18 %
Current and Other Liabilities	5,995,844	7,424,198	(1,428,354)	(19.24)%
Long-Term Liabilities	29,084,021	32,775,062	(3,691,041)	(11.26)%
Net Other Postemployment Benefits Obligation	27,850,757	24,382,526	3,468,231	14.22 %
Net Pension Liability - Proportionate Share	3,608,404	736,631	2,871,773	389.85 %
Total Liabilities	66,539,026	65,318,417	1,220,609	1.87 %
Deferred Inflows of Resources	7,391,794	14,628,392	(7,236,598)	(49.47)%
Net Investment in Capital Assets	26,064,132	24,315,076	1,749,056	7.19 %
Restricted	4,880,199	5,262,930	(382,731)	(7.27)%
Unrestricted (Deficit)	(11,100,060)	(12,737,491)	1,637,431	12.86 %
Total Net Position	$ 19,844,271	$ 16,840,515	$ 3,003,756	17.84 %

Current and other assets decreased by $2,267,633. There were decreases in cash ($634,304), accounts receivable ($106,717), due from fiduciary funds ($166,757) due from state and federal ($1,121,537), and due from other governments ($574,144). The largest decrease of $1,121,537 in due from state and federal can be attributed to the District receiving $808,841 in EXCEL aid for completed capital projects that was included in the prior year. Additionally, there was a decrease in amounts due for general and excess cost aid at year-end of $596,668. These decreases were offset by increases in other assets of $334,020 which represents the increase in the cash surrender value of the District's split dollar life insurance policies for various administrators and 1,806 in inventory.

Capital assets, net decreased by $1,224,684, as compared to the prior year. This decrease is due to depreciation expense in excess of capital asset additions. The accompanying Notes to Financial Statements, Note 9 "Capital Assets" provides additional information.

Net pension asset – proportionate share decreased by $1,246,843, as compared to the prior year. This asset represents the District's share of the New York State Teachers' Retirement System's collective net pension asset at the measurement date of the respective year.

Deferred outflows of resources reports contributions to the retirement plans subsequent to the measurement dates and actuarial adjustments at the plan level that will be amortized in future years and the unamortized portion of deferred charges incurred when the District refunded bonds during the prior year. Amortization expense is being calculated on a weighted average basis over the life of the new bonds.

Current and other liabilities decreased by $1,428,354, as compared to the prior year. The decrease is mainly attributable to a decrease of $1,164,757 in the amount due to the teachers' retirement system, due to a lower contribution rate than in the prior year. Additionally, there were decreases in accounts payable ($269,962), accrued liabilities ($226,786), and due to employees' retirement system ($62,690). These decreases were offset by increases in due to other governments, compensated absences payable and collections in advance of $251,979, $37,029 and $6,833 respectively.

Long-term liabilities decreased by $3,691,041, as compared to the prior year. The District made principal payments on long-term debt of $2,935,737 and there was a $195,000 net decrease in bonds payable as a result of a current year bond refunding. Additionally, there were decreases in the liability for workers' compensation and compensated absences of $182,990 and $82,254, respectively, as well as the continued amortization of the deferred amounts on the prior year's bond refunding of $295,060.

Net other postemployment benefits (OPEB) obligation increased by $3,468,231, as compared to the prior year. This increase is the result of the current year OPEB costs on the full accrual basis of accounting in excess of the amount reflected in the governmental funds on the modified accrual basis (pay as you go). The accompanying Notes to Financial Statements, Note 15 "Postemployment Healthcare Benefits", provides additional information.

Net pension liability – proportionate share increased by $2,871,773 in the current year. This liability represents the District's share of the New York State and Local Employees' Retirement System's collective net pension liability at the measurement date of the respective year.

Deferred inflows of resources represents actuarial adjustments at the pension plan level that will be amortized in future years.

The net investment in capital assets is the investment in capital assets at cost such as land; construction in progress; buildings and improvements; site improvements; furniture and equipment; and licensed vehicles, net of depreciation and related outstanding debt. This number increased over the prior year as follows:

	Increase (Decrease)
Capital asset additions - total	$ 380,398
Additions financed by debt	(10,701)
Additions financed by appropriations	369,697
Principal debt reduction of construction bonds	2,650,000
Principal debt reduction of installment purchase debt	13,207
Principal debt reduction of the energy performance contract	272,530
Depreciation expense	(1,605,082)
Transfer of unspent debt proceeds to the general fund	(146,296)
Reduction in bonds payable - bond refunding	195,000
	$ 1,749,056

The restricted amount of $4,880,199 relates to the District's reserves and other restricted amounts. This is a decrease of $382,731 from the prior year amount. The following is the activity in the restricted net position for the year:

Increases:	
Board approved increase to the reserves	$ 1,236,910
Unused appropriated reserves	408,014
Interest	12,345
Decreases:	
Reserves used to fund the original 2015-16 budget	
Workers' compensation	(400,000)
Unemployment insurance	(220,000)
Retirement contribution	(1,200,000)
Employee benefit accrued liability	(220,000)
	$ (382,731)

The unrestricted deficit amount of $(11,100,060) relates to the balance of the District's net position. This balance does not include the District's reserves, which are classified as restricted. Additionally, in accordance with state guidelines, the District is only permitted to fund OPEB on a "pay as you go" basis, and is not permitted to accumulate funds for the net OPEB obligation. This deficit decreased from the prior year by $1,637,431, primarily as a result of the inclusion of the proportionate share of the state retirement plans' collective assets, deferred outflows, liabilities and deferred inflows offset by an unfunded addition to the OPEB liability.

The District's total net position increased by $3,003,756 or 17.84%; $19,844,271 at June 30, 2016, compared to $16,840,515, at June 30, 2015.

B. Changes in Net Position

The results of this year's operations as a whole are reported in the Statement of Activities in a programmatic format. In the accompanying financial statements STAR (school tax relief) revenue is included in the other tax items line. However, in this MD&A, STAR revenue has been combined with property taxes. A summary of this statement for the years ended June 30, 2016 and 2015 is as follows:

	2016	2015	Increase (Decrease)	Percentage Change
Revenues				
Program Revenues				
Charges for Services	$ 1,380,312	$ 1,265,195	$ 115,117	9.10 %
Operating Grants	1,235,821	1,174,149	61,672	5.25 %
General Revenues				
Property Taxes and STAR	47,212,895	46,752,313	460,582	0.99 %
State Sources	16,303,807	16,360,976	(57,169)	(0.35)%
Other	1,434,925	1,022,737	412,188	40.30 %
Total Revenues	67,567,760	66,575,370	992,390	1.49 %

	2016	2015	Increase (Decrease)	Percentage Change
Expenses				
General Support	$ 7,825,557	$ 8,060,559	$ (235,002)	(2.92)%
Instruction	53,227,626	52,497,274	730,352	1.39 %
Pupil Transportation	2,133,876	2,118,488	15,388	0.73 %
Debt Service - Interest	743,810	880,109	(136,299)	(15.49)%
Food Service Program	633,135	629,959	3,176	0.50 %
Total Expenses	64,564,004	64,186,389	377,615	0.59 %
Increase in Net Position	$ 3,003,756	$ 2,388,981	$ 614,775	25.73 %

The District's net position increased by $3,003,756 and $2,388,981 for the years ended June 30, 2016 and 2015, respectively.

The District's revenues increased by $992,390 or 1.49%. The major factors that contributed to the increase were:

- Property taxes and STAR revenues increased by $460,582 as a result of the levy increase.
- Charges for services increased by $115,117 and other revenues increased $412,188. The increase in other revenues is mainly attributable to a $334,560 increase in the cash surrender value of the District's split dollar value life insurance policies.

The District's expenses for the year increased by $377,615 or 0.59%.

As indicated on the graphs that follow, real property taxes and STAR is the largest component of revenues recognized (i.e., 69.9% and 70.2% of the total for the years ended June 30, 2016 and 2015, respectively). Instruction expenses is the largest category of expenses incurred (i.e., 82.4% and 81.7% of the total for the years 2016 and 2015, respectively).

A graphic display of the distribution of revenues for the two years follows:

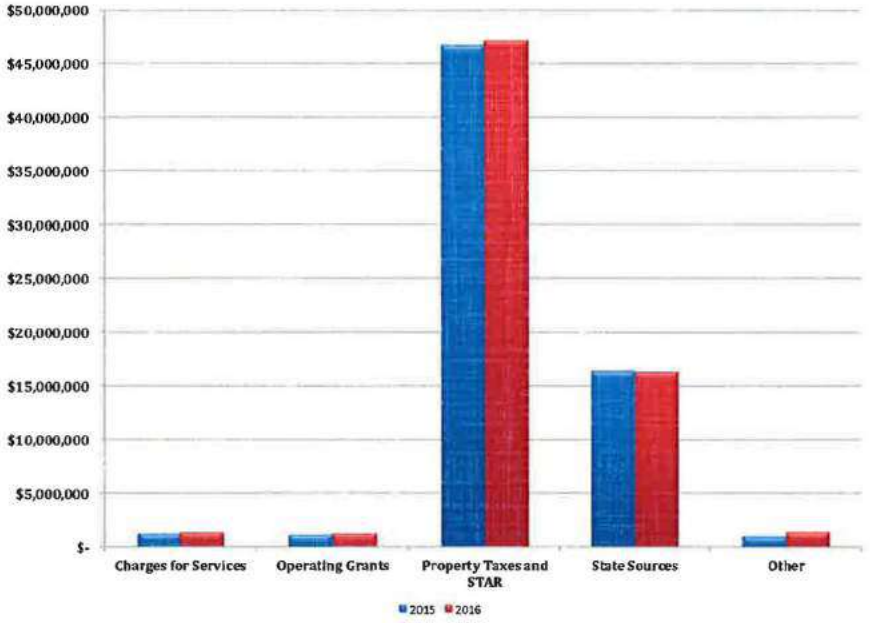

	Charges for Services	Operating Grants	Property Taxes and STAR	State Sources	Other
2015	1.9%	1.8%	70.2%	24.6%	1.5%
2016	2.0%	1.8%	69.9%	24.1%	2.2%

A graphic display of the distribution of expenses for the two years follows:

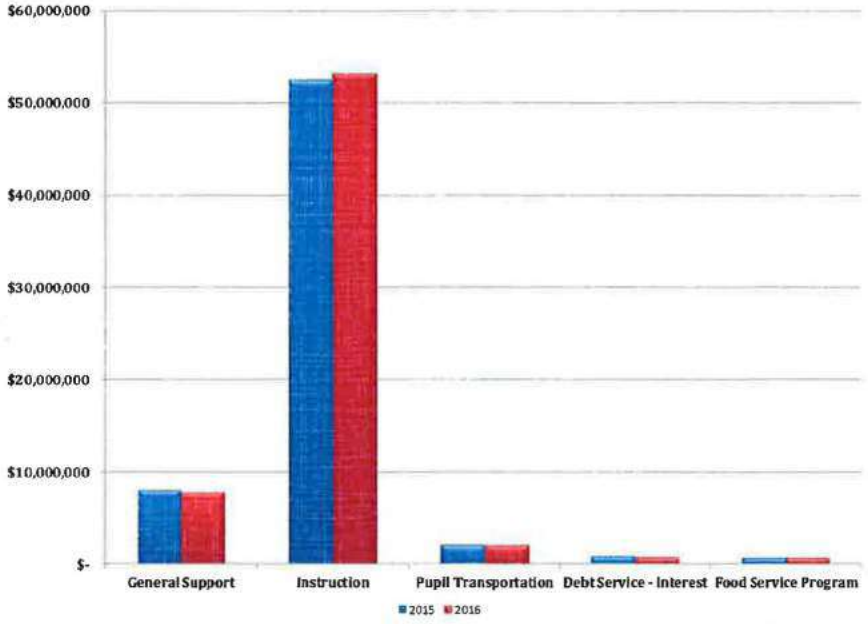

	General Support	Instruction	Pupil Transportation	Debt Service - Interest	Food Service Program
2015	12.6%	81.7%	3.3%	1.4%	1.0%
2016	12.1%	82.4%	3.3%	1.2%	1.0%

4. FINANCIAL ANALYSIS OF THE DISTRICT'S FUNDS

At June 30, 2016, the District's governmental funds reported a combined fund balance of $9,588,078, which is a decrease of $1,207,309 from the prior year. This decrease is due to an excess of expenditures over revenues based upon the modified accrual basis of accounting. A summary of the change in fund balance by fund is as follows:

	2016	2015	Increase (Decrease)
General Fund			
Nonspendable: Advances	$ 64,489	$ 22,120	$ 42,369
Restricted			
Workers' compensation	627,542	942,906	(315,364)
Unemployment insurance	342,191	366,032	(23,841)
Retirement contribution	1,896,474	1,911,701	(15,227)
Employee benefit accrued liability	2,013,992	2,042,291	(28,299)
Assigned:			
Appropriated fund balance	2,163,717	2,400,000	(236,283)
Unappropriated fund balance	766	106,157	(105,391)
Unassigned: Fund balance	2,772,256	2,781,261	(9,005)
	9,881,427	10,572,468	(691,041)

	2016	2015	Increase (Decrease)
School Lunch Fund			
Nonspendable: Inventory	$ 20,779	$ 18,973	$ 1,806
Unassigned: Fund balance (deficit)	(64,489)	(41,093)	(23,396)
	(43,710)	(22,120)	(21,590)
Capital Projects Fund			
Restricted: Unspent debt proceeds		156,997	(156,997)
Assigned: Unappropriated fund balance		88,042	(88,042)
Unassigned: Fund balance (deficit)	(249,639)		(249,639)
	(249,639)	245,039	(494,678)
Total Fund Balance	$ 9,588,078	$ 10,795,387	$ (1,207,309)

A. General Fund

The net change in the general fund - fund balance is a decrease of $691,041 compared to a decrease of $1,018,295 in 2015. This resulted from expenditures and other financing uses in excess of revenues and other financing sources. Revenues and other financing sources increased $629,808 (0.97%) over 2015 primarily in property taxes and other tax items ($457,197), charges for services ($133,931), and miscellaneous revenues ($200,423). Miscellaneous revenues increased due to the District receiving a premium of $102,900 on the issuance of tax anticipation notes. Expenditures and other financing uses increased $302,554 (0.46%). Instructional costs increased $1,045,931. Employee benefits decreased $816,592, primarily due to a decrease in the District's contribution to the Teachers' Retirement System. General support also decreased by $81,316.

B. School Lunch Fund

The school lunch fund - fund balance deficit increased by $21,590, which was the operating loss of the food service program. During the year the District recorded an additional liability of $34,000 in accordance with a settlement agreement with the previous food service provider.

C. Capital Projects Fund

The net change in the capital projects fund - fund balance is a decrease of $494,678, due to capital expenditures related to the bond project and a transfer to the general fund of unspent funds on completed projects.

5. GENERAL FUND BUDGETARY HIGHLIGHTS

A. 2015-16 Budget

The District's general fund adopted budget for the year ended June 30, 2016 was $69,531,543. This amount was increased by encumbrances carried forward from the prior year in the amount of $106,157 and budget revisions in the amount of $17,492 for a total final budget of $69,655,192.

The budget was funded through a combination of estimated revenues and appropriated fund balance and reserves. The majority of this funding source was $47,212,895 in estimated property taxes and STAR.

B. Change in General Fund's Unassigned Fund Balance (Budget to Actual)

The general fund's unassigned fund balance is the component of total fund balance that is the residual of prior years' excess revenues over expenditures, net of transfers to reserves, appropriations to fund the subsequent year's budget, encumbrances and amounts classified as nonspendable. The change in this balance demonstrated through a comparison of the actual revenues and expenditures for the year compared to budget follows:

Opening, Unassigned Fund Balance	$ 2,781,261
Revenues Over Budget	663,545
Expenditures and Encumbrances Under Budget	3,190,805
Transfers to Reserves	(1,236,910)
Interest Allocated to Reserves	(12,345)
Unused Appropriated Reserves	(408,014)
Change in Nonspendable Fund Balance	(42,369)
Appropriated for the June 30, 2017 Budget	(2,163,717)
Closing, Unassigned Fund Balance	$ 2,772,256

Opening, Unassigned Fund Balance

The $2,781,261 shown in the table is the portion of the District's June 30, 2015 fund balance that was retained as unassigned. This was 4% of the District's 2015-16 approved operating budget of $69,531,543.

Revenues Over Budget

The 2015-16 final budget for revenues was $65,109,035. Actual revenues received for the year were $65,772,580. The excess of actual revenue and other sources over estimated or budgeted revenue and other sources was $663,545. This change contributes directly to the change to the general fund unassigned fund balance from June 30, 2015 to June 30, 2016.

Expenditures and Encumbrances Under Budget

The 2015-16 final budget for expenditures was $69,655,192. Actual expenditures as of June 30, 2016 were $66,463,621 and outstanding encumbrances were $766. Combined, the expenditures plus encumbrances for 2015-16 were $66,464,387. The final budget was under expended by $3,190,805. This under expenditure contributes directly to the change to the general fund unassigned fund balance from June 30, 2015 to June 30, 2016.

Allocation to Reserves

Monies transferred into authorized reserves do not affect the total fund balance unless, and until these monies are actually expended. The transfers do, however, reduce the District's discretion regarding the use of these transferred monies, and thus, reduce the unassigned fund balance by the amount of the transfers.

Pursuant to resolutions by the Board of Education, the District transferred $1,236,910 to the reserves as follows:

Workers' compensation reserve	$ 50,000
Retirement contribution reserve	1,000,000
Employee benefit accrued liability reserve	186,910
	$ 1,236,910

Interest Allocated to Reserves

During the year, the District earned $12,345 of interest income on the reserve balances.

Unused Appropriated Reserves

In the 2015-16 budget, $2,040,000 of reserves was appropriated to fund the budget. Due to lower than anticipated expenditures, $32,425 of the funding from the workers' compensation reserve, $195,300 from the unemployment reserve and $180,289 from the retirement contribution reserve was not needed and, therefore, was returned to the reserves for future use.

Change in Nonspendable Fund Balance – Reserve for Advances

The District records nonspendable fund balance in the general fund equal to the school lunch deficit fund balance as a reserve for advances. The increase in nonspendable fund balance is a result of the current year operating loss in the school lunch fund and reduces unassigned fund balance.

Appropriated Fund Balance

The District has chosen to use $2,163,717 of the available June 30, 2016 unassigned fund balance to partially fund the 2016-17 approved operating budget. As such, the June 30, 2016 unassigned fund balance must be reduced by this amount.

Closing, Unassigned Fund Balance

Based upon the summary changes shown in the above table, the unassigned fund balance at June 30, 2016 was $2,772,256. This amount equals 4.00% of the 2016-17 budget and is at the statutory limit.

6. CAPITAL ASSETS AND DEBT ADMINISTRATION

A. Capital Assets

At June 30, 2016, the District had invested in a broad range of capital assets, as indicated in the table below. The net decrease in capital assets is due to depreciation of $1,605,082 in excess of capital additions of $380,398 recorded for the year ended June 30, 2016. A summary of the District's capital assets, net of depreciation at June 30, 2016 and 2015 is as follows:

	2016	2015	Increase (Decrease)
Land	$ 175,681	$ 175,681	$ -
Construction in progress	249,639	6,868,081	(6,618,442)
Buildings and improvements	47,942,215	42,586,866	5,355,349
Site improvements	160,669	184,025	(23,356)
Furniture and equipment	216,057	190,268	25,789
Licensed vehicles	81,679	45,703	35,976
Capital assets, net	$ 48,825,940	$ 50,050,624	$ (1,224,684)

B. Debt Administration

At June 30, 2016, the District had total bonds payable of $18,790,000. The bonds were issued for school building improvements, or the refunding of bonds originally issued for school building improvements. The decrease in outstanding debt represents principal payments of $2,650,000 and a $195,000 reduction, as a result of the current year bond refunding. A summary of the outstanding debt at June 30, 2016 and 2015 is as follows:

Issue Date	Interest Rate	2016	2015	Increase (Decrease)
2005	3.25-5.0%	$	$ 310,000	$ (310,000)
2005	4.0-4.375%		825,000	(825,000)
2006	4.0-4.375%		3,910,000	(3,910,000)
2013	2.0-4.0%	4,610,000	5,540,000	(930,000)
2014	2.0-5.0%	11,045,000	11,050,000	(5,000)
2016	3.0-5.0%	3,135,000		3,135,000
		$ 18,790,000	$ 21,635,000	$ (2,845,000)

At June 30, 2016, the District had energy performance contract debt outstanding in the amount of $3,958,272, which was issued to perform district-wide energy efficient capital improvements. The debt is payable through 2029 with interest at 2.19%. In addition, the District has a capital lease obligation payable as of June 30, 2016 in the amount of $13,536, which is payable through 2018 with interest at 2.61%. The lease was entered into to finance the purchase of a school bus.

The District's latest underlying, long-term credit rating from Moody's Investors Service, Inc. is Aa2. The District's outstanding serial bonds at June 30, 2016 are approximately 3.65% of the District's debt limit.

Included in the District's long-term liabilities are the estimated amounts due for compensated absences, workers' compensation liability and net other postemployment benefits obligation. The compensated absence liability of $3,323,784 is based on employment contracts. The workers' compensation liability, in the amount of $1,399,603, is based on an actuary study in accordance with GASB Statement No. 10. The net other postemployment benefits obligation is based on an actuarially determined amount in accordance with GASB Statement No. 45 in the amount of $27,850,757.

7. ECONOMIC FACTORS AND NEXT YEAR'S BUDGET

A. Subsequent Year's Budget

The general fund budget, the only fund with a legally adopted budget, as approved by the voters on May 17, 2016, for the year ending June 30, 2017, is $69,306,466. This is a decrease of $225,077 or 0.2% from the previous year's budget.

Although the budget is a 0.2% spending decrease from the prior year, the tax levy increase is 0.93%. The proposed budget includes a reduction in the District's reliance on fund balance and reserves in order to stabilize future budgetary and tax levy increases. The District has reduced the use of reserves by $2,040,000 and reduced the assigned appropriated fund balance by $236,283 from the prior year. The District's budgeted revenues other than property taxes and STAR increased by $1,611,404. The major increases are in the estimated tuition revenue ($650,000) and state aid ($881,813). A property tax increase of $439,802 (0.93%) was needed to meet the revenue shortfall, which was equal to the calculated tax levy cap.

B. Future Budgets

Significant increases in costs of health insurance, the property tax cap, and uncertainty in state aid and federal funds will greatly impact the District's future budgets.

C. Tax Cap

New York State law limits the increase in the property tax levy of school districts to the lesser of 2% or the rate of inflation to June 15, 2020. There are additional statutory adjustments in the law. School districts may override the tax levy limit by presenting to the voters a budget that requires a tax levy that exceeds the statutory limit. However, that budget must be approved by 60% of the votes cast. Based on the law, the District's 2016-17 property tax increase of 0.93% was equal to the tax cap and did not require an override vote.

D. Property Tax Freeze Credit and Property Tax Relief Credit

New York State law provides a "Property Tax Freeze Credit" that effectively "freezes" property taxes for two years on the primary residences of homeowners with annual incomes at or below $500,000 in school districts and local governments that stay within the tax cap. Qualifying homeowners receive a credit, which is distributed in the form of a check from New York State, up to the calculated amount of the tax cap. The program also requires the school districts and local governments, in the second year, to develop or participate in the development of a state approved government efficiency plan that will achieve savings for taxpayers. The program ends for school districts with the 2015-16 school year.

New York State enacted a new law that provides a "Property Tax Relief Credit" to eligible taxpayers for the 2016-17 through 2019-20 school years. To be eligible, a taxpayer, based on income tax return filings for the taxable two years prior, must be a New York State resident, owned and primarily resided in real property receiving the STAR exemption, and had adjusted gross income no greater than $275,000. A taxpayer is ineligible for the tax credit if the real property is located in a school district that adopted a budget in excess of the tax levy limit. Eligible District taxpayers will receive a tax credit in the form of a check in the amount of $130 in the first year. In subsequent years, the amount of the credit is a function of the basic STAR savings and the taxpayer's income.

These property tax credit programs provide an incentive for the District to be tax cap compliant.

8. CONTACTING THE DISTRICT

This financial report is designed to provide the reader with a general overview of the District's finances and to demonstrate the District's accountability for the funds it receives. Requests for additional information can be directed to:

Mr. Richard Daddio
Interim Assistant Superintendent for Finance and Operations
Bayport – Blue Point Union Free School District
189 Academy Street
Bayport, New York 11705

BAYPORT - BLUE POINT UNION FREE SCHOOL DISTRICT
Statement of Net Position
June 30, 2016

ASSETS	
Cash	
Unrestricted	$ 7,707,387
Restricted	5,334,119
Receivables	
Accounts receivable	1,861
Due from fiduciary funds	3,513
Due from state and federal	1,176,888
Due from other governments	1,104,392
Other assets	1,471,770
Inventory	20,779
Capital assets:	
Not being depreciated	425,320
Being depreciated, net of accumulated depreciation	48,400,620
Net pension asset - proportionate share	20,047,664
Total Assets	85,694,313
DEFERRED OUTFLOWS OF RESOURCES	
Deferred charge from advance refunding	564,121
Pensions	7,516,657
Total Deferred Outflows of Resources	8,080,778
LIABILITIES	
Payables	
Accounts payable	840,775
Accrued liabilities	249,478
Due to other governments	252,024
Due to teachers' retirement system	4,130,250
Due to employees' retirement system	293,547
Compensated absences payable	209,489
Unearned credits	
Collections in advance	20,281
Long-term liabilities	
Due and payable within one year	
Bonds payable, net	2,693,375
Installment purchase debt payable	8,484
Energy performance contract payable	278,530
Compensated absences payable	172,460
Due and payable after one year	
Bonds payable, net	17,695,451
Installment purchase debt payable	5,052
Energy performance contract payable	3,679,742
Compensated absences payable	3,151,324
Workers' compensation liabilities	1,399,603
Net other postemployment benefits obligation	27,850,757
Net pension liability - proportionate share	3,608,404
Total Liabilities	66,539,026
DEFERRED INFLOWS OF RESOURCES	
Pensions	7,391,794
NET POSITION	
Net investment in capital assets	26,064,132
Restricted	
Workers' compensation	627,542
Unemployment insurance	342,191
Retirement contribution	1,896,474
Employee benefit accrued liability	2,013,992
	4,880,199
Unrestricted (deficit)	(11,100,060)
Net Position	$ 19,844,271

BAYPORT - BLUE POINT UNION FREE SCHOOL DISTRICT
Statement of Activities
For The Year Ended June 30, 2016

	Expenses	Program Revenues: Charges for Services	Program Revenues: Operating Grants	Net (Expense) Revenue and Changes in Net Position
FUNCTIONS/PROGRAMS				
General support	$ 7,825,557	$	$	$ (7,825,557)
Instruction	53,227,626	920,829	1,083,953	(51,222,844)
Pupil transportation	2,133,876			(2,133,876)
Debt service - interest	743,810			(743,810)
Food service program	633,135	459,483	151,868	(21,784)
Total Functions and Programs	$ 64,564,004	$ 1,380,312	$ 1,235,821	(61,947,871)
GENERAL REVENUES				
Real property taxes				41,852,747
Other tax items				5,841,237
Use of money and property				182,861
Sale of property and compensation for loss				334,560
Miscellaneous				397,907
State sources				16,303,807
Medicaid reimbursement				38,508
Total General Revenues				64,951,627
Change in Net Position				3,003,756
Total Net Position - Beginning of Year				16,840,515
Total Net Position - End of Year				$ 19,844,271

BAYPORT - BLUE POINT UNION FREE SCHOOL DISTRICT
Balance Sheet - Governmental Funds
June 30, 2016

	General	Special Aid	School Lunch	Debt Service	Capital Projects	Total Governmental Funds
ASSETS						
Cash						
Unrestricted	$ 7,500,095	$ 92,642	$ 114,650	$	$	$ 7,707,387
Restricted	4,880,199				453,920	5,334,119
Receivables						
Accounts receivable			1,861			1,861
Due from other funds	1,552,062		82,825			1,634,887
Due from state and federal	396,612	772,013	8,263			1,176,888
Due from other governments	1,104,392					1,104,392
Other assets	1,471,770					1,471,770
Inventory			20,779			20,779
Total Assets	$ 16,905,130	$ 864,655	$ 228,378	$ -	$ 453,920	$ 18,452,083
LIABILITIES						
Payables						
Accounts payable	$ 821,327	$ 14,392	$ 4,106	$	$ 950	$ 840,775
Accrued liabilities	14,495					14,495
Due to other funds	82,825	845,940			702,609	1,631,374
Due to other governments			252,024			252,024
Due to teachers' retirement system	4,130,250					4,130,250
Due to employees' retirement system	293,547					293,547
Compensated absences payable	209,489					209,489
Unearned credits						
Collections in advance		4,323	15,958			20,281
Total Liabilities	5,551,933	864,655	272,088	-	703,559	7,392,235
DEFERRED INFLOWS OF RESOURCES						
Unavailable revenue	1,471,770					1,471,770
FUND BALANCES (DEFICIT)						
Nonspendable:						
Inventory			20,779			20,779
Advances	64,489					64,489
Restricted:						
Workers' compensation	627,542					627,542
Unemployment insurance	342,191					342,191
Retirement contribution	1,896,474					1,896,474
Employee benefit accrued liability	2,013,992					2,013,992
Assigned:						
Appropriated fund balance	2,163,717					2,163,717
Unappropriated fund balance	766					766
Unassigned: Fund balance (deficit)	2,772,256		(64,489)		(249,639)	2,458,128
Total Fund Balances (Deficit)	9,881,427	-	(43,710)	-	(249,639)	9,588,078
Total Liabilities, Deferred Inflows of Resources and Fund Balances	$ 16,905,130	$ 864,655	$ 228,378	$ -	$ 453,920	$ 18,452,083

BAYPORT - BLUE POINT UNION FREE SCHOOL DISTRICT
Reconciliation of the Governmental Funds Balance Sheet
to the Statement of Net Position
June 30, 2016

Total Governmental Fund Balances		$ 9,588,078
Amounts reported for governmental activities in the Statement of Net Position are different because:		
The cost of building and acquiring capital assets (land, buildings, equipment) financed from the governmental funds are reported as expenditures in the year they are incurred, and the assets doe not appear on the Balance Sheet. However, the Statement of Net Position includes those capital assets among the assets of the District as a whole, and their original costs are expensed annually over their useful lives.		
Original cost of capital assets	$ 77,615,756	
Accumulated depreciation	(28,789,816)	
		48,825,940
Proportionate share of long-term asset and liability, and deferred outflows and inflows associated with participation in the state retirement systems are not current financial resources or obligations and are not reported in the funds.		
Net pension asset - teachers' retirement system	20,047,664	
Deferred outflows of resources	7,516,657	
Net pension liability - employees' retirement system	(3,608,404)	
Deferred inflows of resources	(7,391,794)	
		16,564,123
Deferred charges on advance refunding of bonds payable, are not reported on the Balance Sheet, but are reflected on the Statement of Net Position and amortized over the life of the related bonds.		
Deferred charges on advance refunding	772,453	
Less: Accumulated amortization	(208,332)	
		564,121
Some of the District's revenues will be collected after the year end, but are not available soon enough to pay for the current period's expenditures and, therefore, are deferred in the governmental funds, but are not deferred on the Statement of Net Position.		1,471,770
Long-term liabilities, including bonds payable, are not due and payable in the current period and, therefore, are not reported as liabilities in the governmental funds. Long-term liabilities at year end consist of:		
Accrued interest on bonds payable	(234,983)	
Bonds payable, net	(20,388,826)	
Installment purchase debt payable	(13,536)	
Energy performance contract payable	(3,958,272)	
Compensated absences payable	(3,323,784)	
Workers' compensation liabilities	(1,399,603)	
Net other postemployment benefits obligation	(27,850,757)	
		(57,169,761)
Total Net Position		$ 19,844,271

BAYPORT - BLUE POINT UNION FREE SCHOOL DISTRICT
Statement of Revenues, Expenditures
and Changes in Fund Balances - Governmental Funds
For The Year Ended June 30, 2016

	General	Special Aid	School Lunch	Debt Service	Capital Projects	Total Governmental Funds
REVENUES						
Real property taxes	$ 41,852,747	$	$	$	$	$ 41,852,747
Other tax items	5,841,237					5,841,237
Charges for services	920,829					920,829
Use of money and property	182,667		194			182,861
Sale of property and compensation for loss	540					540
Miscellaneous	397,907	37,945				435,852
State sources	16,303,807	263,457	7,625			16,574,889
Medicaid reimbursement	38,508					38,508
Federal sources		782,551	120,395			902,946
Surplus food			23,848			23,848
Sales - school lunch			459,483			459,483
Total Revenues	65,538,242	1,083,953	611,545	-	-	67,233,740
EXPENDITURES						
General support	6,446,321			73,445		6,519,766
Instruction	38,762,250	1,077,053				39,839,303
Pupil transportation	2,013,395	72,764				2,086,159
Employee benefits	15,089,488					15,089,488
Debt service						
Principal	2,922,530					2,922,530
Interest	1,163,773					1,163,773
Cost of sales			633,135			633,135
Capital outlay					260,340	260,340
Total Expenditures	66,397,757	1,149,817	633,135	73,445	260,340	68,514,494
Deficiency of Revenues Over Expenditures	(859,515)	(65,864)	(21,590)	(73,445)	(260,340)	(1,280,754)
OTHER FINANCING SOURCES AND (USES)						
Proceeds of debt				3,135,000		3,135,000
Premium on obligation				300,365		300,365
Payment to escrow agent				(3,361,920)		(3,361,920)
Operating transfers in	234,338	65,864				300,202
Operating transfers (out)	(65,864)				(234,338)	(300,202)
Total Other Financing Sources and (Uses)	168,474	65,864	-	73,445	(234,338)	73,445
Net Change in Fund Balances	(691,041)	-	(21,590)	-	(494,678)	(1,207,309)
Fund Balances (Deficit) - Beginning of Year	10,572,468		(22,120)		245,039	10,795,387
End of Year	$ 9,881,427	$ -	$ (43,710)	$ -	$ (249,639)	$ 9,588,078

BAYPORT - BLUE POINT UNION FREE SCHOOL DISTRICT
Reconciliation of the Governmental Funds Statement of Revenues, Expenditures and Changes in Fund Balances to the Statement of Activities
For The Year Ended June 30, 2016

Net Change in Fund Balances		$ (1,207,309)
Amounts reported for governmental activities in the Statement of Activities are different because:		
Long-Term Revenue and Expense Differences		
In the Statement of Activities, certain operating revenues are measured by the amounts earned during the year. In the governmental funds, however, revenue for these items are measured by the amount of financial resources provided (essentially, the amounts actually received).	$ 334,020	
Certain expenditures in the governmental funds requiring the use of current financial resources (amounts paid) may exceed the amounts incurred during the year, resulting in a reduction of the long-term liability and an increase in the net position.		
Decrease in compensated absences payable	182,990	
Decrease in workers' compensation liabilities	82,254	
Certain operating expenses do not require the use of current financial resources and, therefore, are not reported as expenditures in the governmental funds, but are expensed in the Statement of Activities.		
Increase in net other postemployment benefits obligation	(3,468,231)	
		(2,868,967)
Capital Related Differences		
Capital outlays to purchase or build capital assets are reported in governmental funds as expenditures. However, for governmental activities those costs are capitalized and shown in the Statement of Net Position and allocated over their useful lives as annual depreciation expenses in the Statement of Activities. This is the amount by which depreciation exceeded capital outlays in the period.		
Capital outlays	380,398	
Depreciation expense	(1,605,082)	
		(1,224,684)
Long-Term Debt Transactions Differences		
Proceeds and premium from the issuance of bonds are other funding sources in the governmental funds, but increase long-term liabilities in the Statement of Net Position and do not affect the Statement of Activities.	(3,435,365)	
Payment to escrow agent is an expenditure in the governmental funds, but it decreases long-term liabilities in the Statement of Net Position and does not affect the Statement of Activities	3,361,920	
The amortization of the deferred premium, net of the amortization of the deferred charges on the current year advance refunding of bonds, decreases interest expense in the Statement of Activities.	268,445	
Amortization of bond premiums and deferred charges on the prior year advance refunding of bonds do not affect the governmental funds, but are recorded in the Statement of Activities.		
Amortization of bond premiums	295,060	
Amortization of deferred charges	(104,107)	
		385,953
Repayment of long-term debt is an expenditure in the governmental funds, but it reduces long-term liabilities in the Statement of Net Position and does not affect the Statement of Activities.		
Repayment of bond principal	2,650,000	
Repayment of installment purchase debt	13,207	
Repayment of energy performance contract	272,530	
Interest on long-term debt in the Statement of Activities differs from the amount reported in the governmental funds because interest is recorded as an expenditure in the funds when it is due, and thus requires the use of current financial resources. In the Statement of Activities, however, interest expense is recognized as the interest accrues, regardless of when it is due. This is the amount by which accrued interest decreased from June 30, 2015 to June 30, 2016.	34,010	
		2,969,747
Pension Differences		
The decrease in the proportionate share of the collective pension expense of the state retirement plans reported in the Statement of Activities did not affect current financial resources and, therefore, is not reported in the governmental funds.		
Teachers' retirement system	5,266,889	
Employees' retirement system	(317,873)	
		4,949,016
Change in Net Position of Governmental Activities		$ 3,003,756

BAYPORT - BLUE POINT UNION FREE SCHOOL DISTRICT
Statement of Fiduciary Net Position -
Fiduciary Funds
June 30, 2016

	Agency	Private Purpose Trust
ASSETS		
Cash		
Unrestricted	$ 133,690	$
Restricted		80,785
Total Assets	$ 133,690	80,785
LIABILITIES		
Extraclassroom activity balances	$ 82,325	
Due to governmental funds	3,513	
Other liabilities	47,852	
Total Liabilities	$ 133,690	-
NET POSITION		
Restricted for scholarships		$ 80,785

BAYPORT - BLUE POINT UNION FREE SCHOOL DISTRICT
Statement of Changes in Fiduciary Net Position -
Fiduciary Funds
For The Year Ended June 30, 2016

	Private Purpose Trust
ADDITIONS	
Contributions	$ 19,193
DEDUCTIONS	
Scholarships and awards	12,520
Change in Net Position	6,673
Net Position - Beginning of Year	74,112
Net Position - End of Year	$ 80,785

1. SUMMARY OF SIGNIFICANT ACCOUNTING POLICIES

The financial statements of the Bayport - Blue Point Union Free School District (District) have been prepared in conformity with accounting principles generally accepted in the United States of America (GAAP) for governmental units. The Governmental Accounting Standards Board (GASB) is the standard-setting body for establishing governmental accounting and financial reporting principles. Significant accounting principles and policies used by the District are as follows:

A. Reporting Entity

The District is governed by the laws of New York State. The District is an independent entity governed by an elected Board of Education consisting of seven members. The President of the Board serves as the chief fiscal officer and the Superintendent is the chief executive officer. The Board is responsible for, and controls all activities related to public school education within the District. Board members have authority to make decisions, power to appoint management, and primary accountability for all fiscal matters.

The financial reporting entity is based on criteria set forth by GASB. The financial reporting entity consists of the primary government, organizations for which the primary government is financially accountable and other organizations for which the nature and significance of their relationship with the primary government are such that exclusion would cause the reporting entity's financial statements to be misleading or incomplete.

The accompanying financial statements present the activities of the District. The District is not a component unit of another reporting entity. The decision to include a potential component unit in the District's reporting entity is based on several criteria including legal standing, fiscal dependency, and financial accountability. Based on the application of these criteria, the following entity is included in the District's financial statements:

Extraclassroom Activity Funds

The extraclassroom activity funds of the District represent funds of the students of the District. The Board of Education exercises general oversight of these funds. The extraclassroom activity funds are independent of the District with respect to its financial transactions and the designation of student management. The District reports these assets held by it as agent for the extraclassroom organizations in the Statement of Fiduciary Net Position - Fiduciary Funds. Separate audited financial statements of the extraclassroom activity funds can be found at the District's Business Office.

B. Joint Venture

The District is a component district in the Board of Cooperative Educational Services of Eastern Suffolk (BOCES). A BOCES is a voluntary, cooperative association of school districts in a geographic area that share planning, services, and programs which provide educational and support activities. BOCES are organized under Section §1950 of the Education Law. A BOCES Board is considered a corporate body. Members of a BOCES Board are nominated and elected by their component member boards in accordance with provisions of Section §1950 of the Education Law. All BOCES property is held by the BOCES Board as a corporation under Section §1950(6). In addition, BOCES Boards also are considered municipal corporations to permit them to contract with other municipalities on a cooperative basis under Section §119-n(a) of the General Municipal Law. A BOCES budget is comprised of separate budgets for administrative, program, and capital costs. Each component district's share of administrative and capital

cost is determined by resident public school district enrollment as defined in Education Law, Section §1950(4)(b)(7). There is no authority or process by which a school district can terminate its status as a BOCES component. In addition, component school districts pay tuition or a service fee for programs in which its students participate.

C. Basis of Presentation

District-Wide Financial Statements

The Statement of Net Position and the Statement of Activities present information about the overall governmental financial activities of the District, except for fiduciary activities. Eliminations have been made to minimize the double counting of interfund transactions. Governmental activities generally are financed through taxes, state aid, intergovernmental revenues, and other exchange and nonexchange transactions. Operating grants include operating-specific and discretionary (either operating or capital) grants, while capital grants reflect capital-specific grants, if applicable.

The Statement of Net Position presents the financial position of the District at fiscal year end. The Statement of Activities presents a comparison between program expenses and revenues for each function of the District's governmental activities. Direct expenses are those that are specifically associated with and are clearly identifiable to a particular function. Employee benefits are allocated to functional areas in proportion to the payroll expended for those areas. Program revenues include (a) charges paid by the recipients of goods or services offered by the programs and (b) grants that are restricted to meeting the operational or capital requirements of a particular program. Revenues that are not classified as program revenues, including real property taxes and state aid, are presented as general revenues.

Fund Financial Statements

The fund financial statements provide information about the District's funds, including fiduciary funds. Separate statements for each fund type, governmental and fiduciary, are presented. The District's financial statements present the following fund types:

Governmental Funds - are those through which most governmental functions are financed. The acquisition, use and balances of expendable financial resources and the related liabilities are accounted for through governmental funds. The emphasis of governmental fund financial statements is on major funds as defined by GASB, each displayed in a separate column. The following are the District's major governmental funds:

General Fund - is the general operating fund and is used to account for all financial transactions except those required to be accounted for in another fund.

Special Aid Fund - is used to account for the proceeds of specific revenue sources such as federal and state grants that are legally restricted to expenditures for specified purposes. These legal restrictions may be imposed by either governments that provide the funds or outside parties.

School Lunch Fund - is used to account for the activities of the food service program.

Debt Service Fund – is used to account for the advance refunding of a portion of the District's outstanding serial bonds.

Capital Projects Fund – is used to account for the financial resources used for acquisition, construction, renovation or major repair of capital facilities and other capital assets, such as equipment.

Fiduciary Funds – are used to account for activities in which the District acts as trustee or agent for resources that belong to others. These activities are not included in the district-wide financial statements, because their resources do not belong to the District, and are not available to be used. The following are the District's fiduciary funds:

Agency Funds - These funds are strictly custodial in nature and do not involve the measurement of results of operations. Assets are held by the District as agent for various student groups or extraclassroom activity funds and for payroll or employee withholding.

Private Purpose Trust Funds - These funds are used to account for trust arrangements in which principal and income benefits annual third party awards and scholarships for students. Established criteria govern the use of the funds and members of the District or representatives of the donors may serve on committees to determine who benefits.

D. Measurement Focus and Basis of Accounting

Accounting and financial reporting treatment is determined by the applicable measurement focus and basis of accounting. Measurement focus indicates the type of resources being measured such as current financial resources or economic resources. The basis of accounting indicates the timing of transactions or events for recognition in the financial statements.

The district-wide and fiduciary fund financial statements are reported using the economic resources measurement focus and the accrual basis of accounting. Revenues are recorded when earned and expenses are recorded at the time liabilities are incurred, regardless of when the related cash transaction takes place. Nonexchange transactions, in which the District gives or receives value without directly receiving or giving equal value in exchange, include real property taxes, state aid, grants and donations. On an accrual basis, revenue from real property taxes is recognized in the fiscal year for which the taxes are levied. Revenue from state aid is recognized in the fiscal year it is apportioned by the state. Revenue from grants and donations is recognized in the fiscal year in which all eligibility requirements have been satisfied.

The governmental fund statements are reported using the current financial resources measurement focus and the modified accrual basis of accounting. Revenues are recognized when measurable and available. The District considers all revenues reported in the governmental funds to be available if the revenues are collected within 180 days after the end of the fiscal year, except for real property taxes, which are considered to be available if they are collected within 60 days after the end of the fiscal year. Expenditures are recorded when the related fund liability is incurred, except for principal and interest on general long-term debt, claims and judgments, compensated absences, pension costs and other postemployment benefits, which are recognized as expenditures to the extent they have matured. Capital asset acquisitions are reported as expenditures in governmental funds. Proceeds of general long-term debt are reported as other financing sources.

E. Real Property Taxes

Calendar

Real property taxes are levied annually by the Board no later than November 1st and become a lien on December 1st. Taxes are collected by the towns of Brookhaven and Islip and remitted to the District from December to June.

Enforcement

Uncollected real property taxes are subsequently enforced by Suffolk County in June.

F. Restricted Resources

When an expense is incurred for purposes for which both restricted and unrestricted net resources are available, the District's policy concerning which to apply first varies with the intended use, and with associated legal requirements, many of which are described elsewhere in these Notes to Financial Statements.

G. Interfund Transactions

The operations of the District include transactions between funds. These transactions may be temporary in nature, such as with interfund borrowings. The District typically loans resources between funds for the purpose of providing cash flow. These interfund receivables and payables are expected to be repaid within one year. Permanent transfers of funds include transfers to provide financing or other services. This includes the transfer of unrestricted general fund revenues to finance various programs that the District must account for in other funds in accordance with budgetary authorizations.

In the district-wide statements, the amounts reported on the Statement of Net Position for interfund receivables and payables represent amounts due between different fund types (governmental activities and fiduciary funds). Eliminations have been made for all interfund receivables and payables between the funds, with the exception of those due from or to the fiduciary funds.

The governmental funds report all interfund transactions as originally recorded. Interfund receivables and payables are netted on the accompanying governmental funds balance sheet when it is the District's practice to settle these amounts at a net balance based upon the right of legal offset.

A detailed disclosure by individual fund for interfund receivables, payables, transfers in and transfers out activity is provided subsequently in these Notes to Financial Statements.

H. Use of Estimates

The preparation of financial statements in conformity with accounting principles generally accepted in the United States of America requires management to make estimates and assumptions that affect the reported amount of assets, deferred outflows of resources, liabilities and deferred inflows of resources, and disclosure of contingent assets and liabilities at the date of the financial statements and the reported revenues and expenses/expenditures during the reporting period. Accordingly, actual results could differ from those estimates. Estimates and assumptions are made in a variety of areas, including compensated absences, other postemployment benefits, workers' compensation liabilities, potential contingent liabilities and useful lives of long-lived assets.

I. Cash and Cash Equivalents

Cash and cash equivalents consist of cash on hand, bank deposits and investments with a maturity date of three months or less from date of acquisition.

Certain cash balances are restricted by various legal and contractual obligations, such as legal reserves and debt agreements.

J. Receivables

Receivables are shown net of an allowance for uncollectibles, if any. However, no allowance for uncollectibles has been provided since it is believed that such allowance would not be material.

K. Other Assets

The District carries split dollar life insurance policies for certain current and former administrators. The total cash surrender value of these policies are carried as a long-term asset and included in net position.

L. Inventory

Inventory of food in the school lunch fund is recorded at cost on a first-in, first-out basis or in the case of surplus food donated by the U.S. Department of Agriculture, at the Government's assigned value, which approximates market. Inventory is accounted for on the consumption method. Under the consumption method, a current asset for the inventory is recorded at the time of receipt and/or purchase and an expense/expenditure is reported in the year the goods are consumed.

Purchases of inventoriable items in other funds are recorded as expenditures at the time of purchase, and are considered immaterial in amount.

A portion of fund balance has been classified as nonspendable to indicate that inventory does not constitute available spendable resources.

M. Capital Assets

Capital assets are reflected in the district-wide financial statements. Capital assets are reported at actual cost, when the information is available, or estimated historical cost based on professional third-party information. Donated assets are reported at estimated fair market value at the date of donation.

All capital assets, except land and construction in progress, are depreciated on a straight line basis over their estimated useful lives. Capitalization thresholds, the dollar value above which asset acquisitions are added to the capital asset accounts, and estimated useful lives of capital assets as reported in the district-wide statements are as follows:

	Capitalization Threshold	Estimated Useful Life
Buildings and improvements	$ 15,000	50 years
Site improvements	15,000	20 years
Furniture and equipment	5,000	5-20 years
Licensed vehicles	5,000	5-10 years

N. Deferred Outflows of Resources

Deferred outflows of resources, in the Statement of Net Position, represents a consumption of net position that applies to a future reporting period and so will not be recognized as an outflow of resources (expense) until that time. The District has three items that qualify for reporting in this category. First is the unamortized amount of deferred charges from a prior year's refunding of bonds that is being amortized as a component of interest expense on a weighted average basis over the remaining life of the new debt. The second item is related to pensions and represents the effect of the net change in the District's proportion of the collective net pension asset or liability and difference during the measurement period between the District's contributions and its proportionate share of total contributions to the pension systems not included in pension expense. The third item is the District's contributions to the pension systems (TRS and ERS Systems) subsequent to the measurement date.

O. Collections in Advance

Collections in advance arise when resources are received by the District before it has a legal claim to them, as when grant monies are received prior to the incurrence of qualifying expenditures or when charges for services monies are received in advance from payers prior to the services being rendered by the District, such as amounts collected for school lunch (prepaid lunches). These amounts are recorded as liabilities in the financial statements. The liabilities are removed and revenues are recognized in subsequent periods when the District has legal claim to the resources.

P. Deferred Inflows of Resources

Deferred inflows of resources represents an acquisition of net position that applies to a future period(s) and so will not be recognized as an inflow of resources (revenue) until that time. The District has two items that qualify for reporting in this category. First is unavailable revenues reported in the governmental funds when potential revenues do not meet the availability criterion for recognition in the current period. These amounts are recorded as deferred inflows of resources. In subsequent periods, when the availability criterion is met, unavailable revenues are reclassified as revenues. In the district-wide financial statements, unavailable revenues are treated as revenues. The second item is related to pensions reported in the district-wide Statement of Net Position. This represents the effect of the net change in the District's proportion of the collective net pension liability and difference during the measurement periods between the District's contributions and its proportionate share of total contributions to the pension systems not included in pension expense, and the net difference between projected and actual earnings on pension plan investments.

Q. Employee Benefits - Compensated Absences

Compensated absences consist of unpaid accumulated sick leave and vacation time.

Sick leave eligibility and accumulation is specified in collective bargaining agreements and in individual employment contracts. Upon retirement, resignation or death, employees may contractually receive a payment based on unused accumulated sick leave. Certain collectively bargained agreements require these termination payments to be paid in the form of non-elective contributions into the employee's 403(b) plan.

Vacation eligibility and accumulation is specified in collective bargaining agreements and in individual employment contracts. Some earned benefits may be forfeited if not taken within varying time periods. Employees are compensated for unused accumulated vacation leave through paid time off or cash payment upon retirement, termination or death.

The liability for compensated absences has been calculated using the vesting method and an accrual for that liability is included in the district-wide financial statements. The compensated absences liability is calculated based on the pay rates in effect at year-end.

In the fund financial statements, a liability is reported only for payments due for unused compensated absences for those employees that have obligated themselves to separate from service with the District by June 30th.

R. Other Benefits

Eligible District employees participate in the New York State Teachers' Retirement System or the New York State and Local Employees' Retirement System.

District employees may choose to participate in the District's elective deferred compensation plans established under Internal Revenue Code Sections 403(b) and 457.

The District provides health insurance coverage for active employees pursuant to collective bargaining agreements and individual employment contracts.

In addition to providing these benefits, the District provides postemployment health insurance coverage and survivor benefits for most retired employees and their survivors. Collective bargaining agreements and individual employment contracts determine if District employees are eligible for these benefits if they reach normal retirement age while working for the District. Health care benefits are provided through plans whose premiums are based on the benefits paid during the year. The cost of providing post-retirement benefits is shared between the District and the retired employee. The District recognizes the cost of providing health insurance by recording its share of insurance premiums as an expenditure in the governmental funds as the liabilities for premiums mature (come due for payment). In the district-wide statements, the cost of postemployment health insurance coverage is recognized on the accrual basis of accounting in accordance with GASB Statement No. 45.

S. Short-Term Debt

The District may issue revenue anticipation notes (RAN) and tax anticipation notes (TAN), in anticipation of the receipt of revenues. These notes are recorded as a liability of the fund that will actually receive the proceeds from the issuance of the notes. The RANs and TANs represent a liability that will be extinguished by the use of expendable, available resources of the fund.

The District may issue bond anticipation notes (BAN), in anticipation of proceeds from the subsequent sale of bonds. These notes are recorded as current liabilities of the funds that will actually receive the proceeds from the issuance of bonds. State law requires that BANs issued for capital purposes be converted to long-term financing within five years after the original issue date.

T. Equity Classifications

District-Wide Statements

In the district-wide statements there are three classes of net position:

Net investment in capital assets – Consists of net capital assets (cost less accumulated depreciation) reduced by outstanding balances of related debt obligations from the acquisitions, construction and improvements of those assets.

Restricted – Reports net position when constraints placed on the assets or deferred outflows of resources are either externally imposed by creditors (such as through debt covenants), grantors, contributors, or laws or regulations of other governments, or imposed by law through constitutional provisions or enabling legislation.

Unrestricted – Reports the balance of net position that does not meet the definition of the above two classifications.

Fund Statements

The fund statements report fund balance classifications according to the relative strength of spending constraints placed on the purpose for which resources can be used, as follows:

Nonspendable – Consists of amounts that are inherently nonspendable in the current period either because of their form or because they must be maintained intact. Nonspendable fund balance consists of inventory and amounts recorded in the general fund to cover the school lunch fund deficit fund balance.

Restricted – Consists of amounts that are subject to externally enforceable legal purpose restrictions imposed by creditors, grantors, contributors, or laws and regulations of other governments; or through constitutional provisions or enabling legislation. The District has established the following restricted fund balances:

Workers' Compensation Reserve

Workers' Compensation Reserve (GML §6-j) is used to pay for compensation benefits and other expenses authorized by Article 2 of the Workers' Compensation Law, and for payment of expenses of administering this self-insurance program. The reserve may be established by Board action, and is funded by budgetary appropriations and such other funds as may be legally appropriated. Within sixty days after the end of any fiscal year, excess amounts may either be transferred to another reserve or the excess applied to the appropriations of the next succeeding fiscal year's budget. The reserve is accounted for in the general fund.

Unemployment Insurance Reserve

Unemployment Insurance Reserve (GML §6-m) is used to pay the cost of reimbursement to the State Unemployment Insurance Fund for payments made to claimants where the employer has elected to use the benefit reimbursement method. The reserve may be established by Board action and is funded by budgetary appropriations and such other funds as may be legally appropriated. Within sixty days after the end of any fiscal year, excess amounts may either be transferred to another reserve or the excess applied to the appropriations of the next succeeding fiscal year's budget. If the

District elects to convert to tax (contribution) basis, excess resources in the fund over the sum sufficient to pay pending claims may be transferred to any other reserve fund. The reserve is accounted for in the general fund.

Retirement Contribution Reserve

Retirement Contribution Reserve (GML §6-r) is used for the purpose of financing retirement contributions payable to the New York State and Local Employees' Retirement System. The Board, by resolution, may establish the reserve and authorize expenditures from the reserve. The reserve is funded by budgetary appropriations or taxes raised for the reserve, revenues that are not required by law to be paid into any other fund or account, transfers from reserves and other funds that may legally be appropriated. The reserve is accounted for in the general fund.

Employee Benefit Accrued Liability Reserve

Employee Benefit Accrued Liability Reserve (GML §6-p) is used to reserve funds for the payment of accrued employee benefit primarily based on unused and unpaid sick leave, personal leave, holiday leave or vacation time due an employee upon termination of the employee's service. This reserve may be established by a majority vote of the Board, and is funded by budgetary appropriations and such other reserves and funds that may be legally appropriated. The reserve is accounted for in the general fund.

Restricted for Scholarships

Amounts restricted for scholarships are used to account for monies donated for scholarship purposes, including earnings and net of awards. These restricted funds are accounted for in the private purpose trust fund.

Assigned - Consists of amounts that are subject to a purpose constraint that represents an intended use established by the District's Board of Education. The purpose of the assignment must be narrower than the purpose of the general fund, and in funds other than the general fund, assigned fund balance represents the residual amount of fund balance. Assigned fund balance includes an amount appropriated to partially fund the subsequent year's budget, as well as encumbrances not classified as restricted at the end of the fiscal year.

Unassigned - Represents the residual classification for the District's general fund and could report a surplus or deficit. In funds other than the general fund, the unassigned classification is used to report a deficit fund balance resulting from overspending for specific purposes for which amounts had been restricted or assigned. NYS Real Property Tax Law §1318 restricts the unassigned fund balance of the general fund to an amount not greater than 4% of the subsequent year's budget.

Fund Balance Classification

Any portion of fund balance may be applied or transferred for a specific purpose by law, voter approval if required by law or by formal action of the Board of Education if voter approval is not required. Amendments or modification to the applied or transferred fund balance must also be approved by formal action of the Board of Education.

The Board of Education shall delegate the authority to assign fund balance, for encumbrance purposes, to the person(s) to whom it has delegated the authority to sign purchase orders.

In circumstances where an expenditure is incurred for a purpose for which amounts are available in multiple fund balance classifications (that is restricted, assigned or unassigned) the expenditure is to be spent first from the restricted fund balance to the extent appropriated by either budget vote or board approved budget revision and then from the assigned fund balance to the extent that there is an assignment and then from the unassigned fund balance.

2. EXPLANATION OF CERTAIN DIFFERENCES BETWEEN THE GOVERNMENTAL FUND STATEMENTS AND THE DISTRICT-WIDE STATEMENTS

Due to the differences in the measurement focus and basis of accounting used in the governmental fund statements and the district-wide statements, certain financial transactions are treated differently. The basic financial statements contain a full reconciliation of these items. The differences result primarily from the economic resource measurement focus of the District-wide statements, compared with the current financial resource measurement focus of the governmental funds.

A. Total Fund Balances of Governmental Funds vs. Net Position of Governmental Activities

Total fund balances of the District's governmental funds differ from net position of governmental activities reported in the Statement of Net Position. This difference primarily results from the long-term economic focus of the Statement of Net Position versus the current financial resources focus of the governmental fund Balance Sheet, as applied to the reporting of capital assets and long-term assets and liabilities, including pensions.

B. Statement of Revenues, Expenditures and Changes in Fund Balances vs. Statement of Activities

Differences between the Statement of Revenues, Expenditures and Changes in Fund Balances and the Statement of Activities fall into any of four broad categories.

Long-Term Revenue and Expense Differences

Long-term revenue differences arise because governmental funds report revenues only when they are considered "available", whereas the Statement of Activities reports revenues when earned. Differences in long-term expenses arise because governmental funds report on a modified accrual basis, whereas the accrual basis of accounting is used on the Statement of Activities, thereby affecting expenses such as compensated absences and other postemployment benefits.

Capital Related Differences

Capital related differences include the difference between proceeds from the sale of capital assets reported on fund statements and the gain or loss on the sale of assets as reported on the Statement of Activities, and the difference between recording an expenditure for the purchase of capital items in the fund statements and depreciation expense on those items as recorded in the Statement of Activities.

Long-Term Debt Transaction Differences

Long-term debt transaction differences occur because the issuance of long-term debt provides current financial resources to governmental funds, but is recorded as a liability in the Statement of Net Position. In addition, both interest and principal are recorded as expenditures in the fund statements when due and payable, whereas interest expense is recorded in the Statement of Activities as it accrues, and principal payments are recorded as a reduction of liabilities in the Statement of Net Position.

Pension Differences

Pension differences occur as a result of changes in the District's proportion of the collective net pension asset/liability, differences between the District's contributions and its proportionate share of the total contributions to the pension systems and District contributions to the pension systems subsequent to the measurement date.

3. STEWARDSHIP, COMPLIANCE AND ACCOUNTABILITY

A. Budgets

The District administration prepares a proposed budget for approval by the Board of Education for the general fund, the only fund with a legally adopted budget.

The voters of the District approved the proposed appropriation budget for the general fund.

Appropriations are adopted at the program line item level.

Appropriations established by the adoption of the budget constitute a limitation on expenditures (and encumbrances) that may be incurred. Appropriations authorized for the year are increased by the amount of encumbrances carried forward from the prior year. Appropriations lapse at the end of the fiscal year unless expended or encumbered. Encumbrances will lapse if not expended in the subsequent year. Appropriations authorized for the current year can be funded by the planned use of specific reserves, and can be increased by budget amendments approved by the Board of Education as a result of selected new revenue sources not included in the original budget (when permitted by law) and appropriation of fund balances. These supplemental appropriations may occur subject to legal restrictions, if the Board approves them because of a need that exists which was not determined at the time the budget was adopted. Supplemental appropriations funded by donations of $17,492 occurred during the year.

Budgets are adopted annually on a basis consistent with GAAP.

Budgets are established and used for individual capital projects based on authorized funding. The maximum project amount authorized is based upon the estimated cost of the project. These budgets do not lapse and are carried over to subsequent fiscal years until the completion of the projects.

B. Encumbrances

Encumbrance accounting is used for budget control and monitoring purposes and is reported as a part of the governmental funds. Under this method, purchase orders, contracts and other commitments for the expenditure of monies are recorded to reserve applicable appropriations. Outstanding encumbrances as of year-end are presented as part of assigned fund balance, unless classified as restricted, and do not represent expenditures or liabilities. These commitments will be honored in the subsequent period. Related expenditures are recognized at that time, as the liability is incurred or the commitment is paid.

C. School Lunch Fund Deficit

The school lunch fund has an unassigned fund balance deficit of $64,489 and an overall fund balance deficit of $43,710. The District is in the process of formulating a plan to eliminate this deficit.

D. Capital Projects Fund

The capital projects fund has a fund balance deficit of $249,639. This will be funded when the District obtains permanent financing for its current construction project.

4. DEPOSITS WITH FINANCIAL INSTITUTIONS AND INVESTMENTS

The District's investment policies are governed by state statutes and District policy. Resources must be deposited in Federal Deposit Insurance Corporation (FDIC) insured commercial banks or trust companies located within the state. Permissible investments include obligations of the U.S. Treasury and U.S. Agencies, repurchase agreements and obligations of New York State or its localities. Collateral is required for demand and time deposits and certificates of deposit not covered by FDIC insurance. Obligations that may be pledged as collateral are obligations of the United States and its Agencies and obligations of New York State and its municipalities.

Custodial credit risk is the risk that in the event of a bank failure, the District may be unable to recover deposits or collateral securities that are in possession of an outside agency. GASB directs that deposits be disclosed as exposed to custodial credit risk if they are not covered by depository insurance and the deposits are as follows:

A. Uncollateralized,
B. Collateralized by securities held by the pledging financial institution, or
C. Collateralized by securities held by the pledging financial institution's trust department or agent but not in the District's name.

The District's aggregate bank balances were covered by FDIC insurance or fully collateralized by securities pledged on the District's behalf at year end.

The District did not have any investments at year-end or during the year. Consequently, the District was not exposed to any material interest rate risk or foreign currency risk.

5. PARTICIPATION IN BOCES

During the year ended June 30, 2016, the District was billed $5,289,748 for BOCES administrative and program costs. The District's share of BOCES aid amounted to $1,167,925. Financial statements for the BOCES are available from the BOCES administrative offices at 201 Sunrise Highway, Patchogue, New York 11772.

6. DUE FROM STATE AND FEDERAL

Due from state and federal at June 30, 2016 consisted of:

General Fund	
New York State - general aid/excess cost aid	$ 396,612
Special Aid Fund	
Federal and state grants	772,013
School Lunch Fund	
Federal and state food service program reimbursements	8,263
	$ 1,176,888

7. DUE FROM OTHER GOVERNMENTS

Due from other governments at June 30, 2016 consisted of:

General Fund	
BOCES aid	$ 703,109
Other districts - charges for services	401,283
	$ 1,104,392

8. OTHER ASSETS

The District has provided life insurance policies with split dollar provisions for certain of its current and former employees. The split dollar provisions provide for the payment of insurance proceeds to the District upon the demise of the insured or cash surrender value if the policy is cashed in prior to death.

At June 30, 2016, total cash surrender value for these policies amounted to $1,471,770, which has been recorded as other assets in the general fund. The corresponding revenue to this receivable is included in unavailable revenues and will be recognized in the year that the proceeds are received.

9. CAPITAL ASSETS

Capital asset balances and activity for the year ended June 30, 2016 were as follows:

	Balance June 30, 2015	Additions	Reductions	Balance June 30, 2016
Governmental activities				
Capital assets not being depreciated				
Land	$ 175,681	$	$	$ 175,681
Construction in progress	6,868,081	249,639	(6,868,081)	249,639
Total capital assets not being depreciated	7,043,762	249,639	(6,868,081)	425,320
Capital assets being depreciated				
Buildings and improvements	68,313,039	6,878,781		75,191,820
Site improvements	606,951			606,951
Furniture and equipment	812,290	70,488		882,778
Licensed vehicles	459,316	49,571		508,887
Total capital assets being depreciated	70,191,596	6,998,840	-	77,190,436
Less accumulated depreciation for:				
Buildings and improvements	25,726,173	1,523,432		27,249,605
Site improvements	422,926	23,356		446,282
Furniture and equipment	622,022	44,699		666,721
Licensed vehicles	413,613	13,595		427,208
Total accumulated depreciation	27,184,734	1,605,082	-	28,789,816
Total capital assets, being depreciated, net	43,006,862	5,393,758	-	48,400,620
Capital assets, net	$ 50,050,624	$ 5,643,397	$ (6,868,081)	$ 48,825,940

Depreciation expense was charged to governmental functions as follows:

General support	$ 21,116
Instruction	1,580,661
Pupil transportation	3,305
Total depreciation expense	$ 1,605,082

10. INTERFUND TRANSACTIONS

Interfund balances and activities at June 30, 2016, are as follows:

	Interfund			
	Receivable	Payable	Transfers In	Transfers Out
General Fund	$ 1,552,062	$ 82,825	$ 234,338	$ 65,864
Special Aid Fund		845,940	65,864	
School Lunch Fund	82,825			
Capital Projects Fund		702,609		234,338
Total Governmental Funds	1,634,887	1,631,374	300,202	300,202
Fiduciary Funds		3,513		
Total	$ 1,634,887	$ 1,634,887	$ 300,202	$ 300,202

The District typically transfers from the general fund to the special aid fund for the District's required 20% share of the summer program for children with disabilities in accordance with the general fund budget. The transfer from the capital projects fund to the general fund represents $234,338 in unspent debt proceeds to offset current year debt payments in accordance with the general fund budget.

11. SHORT-TERM DEBT

Transactions in short-term debt for the year are summarized below:

	Maturity	Stated Interest Rate	Balance June 30, 2015	Issued	Redeemed	Balance June 30, 2016
TAN	6/28/2016	1.50%	$	$ 10,500,000	$ (10,500,000)	$

Interest expense on short-term debt for the year was $131,687. The District received a premium of $102,900, which is included in miscellaneous revenues in the general fund.

12. LONG-TERM LIABILITIES

A. Changes

Long-term liability balances and activity, excluding pension and other postemployment benefits obligations, for the year are summarized below.

	Balance June 30, 2015	Additions	Reductions	Balance June 30, 2016	Amounts Due Within One Year
Long-term debt:					
Bonds payable	$ 21,635,000	$ 3,135,000	$ (5,980,000)	$ 18,790,000	$ 2,410,000
Add: Deferred premium on refunding	1,893,886		(295,060)	1,598,826	283,375
	23,528,886	3,135,000	(6,275,060)	20,388,826	2,693,375
Installment purchase debt	26,743		(13,207)	13,536	8,484
Energy performance contract	4,230,802		(272,530)	3,958,272	278,530
	27,786,431	3,135,000	(6,560,797)	24,360,634	2,980,389
Other long-term liabilities					
Compensated absences	3,506,774		(182,990)	3,323,784	172,460
Workers' compensation	1,481,857	285,322	(367,576)	1,399,603	
	4,988,631	285,322	(550,566)	4,723,387	172,460
	$ 32,775,062	$ 3,420,322	$ (7,111,363)	$ 29,084,021	$ 3,152,849

The general fund has typically been used to liquidate other long-term liabilities.

B. Bonds Payable

Bonds payable is comprised of the following:

Description	Issue Date	Final Maturity	Interest Rate	Outstanding at June 30, 2016
Serial bonds - advance refunding	2013	2025	2.0-4.0%	$ 4,610,000
Serial bonds - advance refunding	2014	2026	2.0-5.0%	11,045,000
Serial bonds - advance refunding	2016	2021	3.0-5.0%	3,135,000
				$ 18,790,000

The following is a summary of debt service requirements for bonds payable:

Fiscal Year Ending June 30,	Principal	Interest	Total
2017	$ 2,410,000	$ 800,439	$ 3,210,439
2018	2,495,000	720,575	3,215,575
2019	2,065,000	630,500	2,695,500
2020	2,160,000	520,550	2,680,550
2021	2,060,000	426,375	2,486,375
2022 - 2026	7,600,000	922,825	8,522,825
Total	$ 18,790,000	$ 4,021,264	$ 22,811,264

C. Advance Refunding

On June 2, 2016, the District issued $3,135,000 of general obligation bonds with an average interest rate of 4.00% to advance refund $3,330,000 of outstanding serial bonds with an average interest rate of 4.31%. The net proceeds of $3,361,920 (including a premium of $300,365 after payment of $73,445 in underwriting fees, insurance and other issuance costs) were used to purchase United States government securities. Those securities were deposited in an irrevocable trust with an escrow agent to provide for all future debt service payments on the bonds. As a result, the bonds are considered to be defeased, and the liability for those bonds has been removed from the District's financial statements. The economic gain on the transaction (the difference between the present values of the debt service payments on the old and new debt) is approximately $158,063. The outstanding principal balance of the defeased bonds is $3,330,000 at June 30, 2016. The defeased bonds are callable on July 7, 2016.

In prior years, the District defeased certain general obligations by placing the proceeds of new bonds in an irrevocable trust to provide for future debt service payments on the old bonds. Accordingly, the trust account assets and the liability for the defeased bonds are not included in the District's financial statements. The defeased bonds were called on September 15, 2015.

In the district-wide statements, the District is amortizing deferred charges on the prior year's advanced refunding and a refunding bond premium as a component of interest expense on a weighted average basis as follows:

Fiscal Year Ending June 30,	Amortization of Deferred Charges	Amortization of Premium	Interest Expense Increase (Decrease)
2017	$ 99,985	$ (283,375)	$ (183,390)
2018	91,574	(259,538)	(167,964)
2019	82,739	(234,499)	(151,760)
2020	73,457	(208,191)	(134,734)
2021	63,680	(180,481)	(116,801)
2022-2026	152,686	(432,742)	(280,056)
Total	$ 564,121	$ (1,598,826)	$ (1,034,705)

D. Installment Purchase Debt

Installment purchase debt is comprised of the following:

Description	Issue Date	Final Maturity	Interest Rate	Outstanding at June 30, 2016
School bus	2012	2018	2.61%	$ 13,536

The following is a summary of debt service requirements for installment purchase debt payable:

Fiscal Year Ending June 30,	Principal	Interest	Total
2017	$ 8,484	$ 252	$ 8,736
2018	5,052	44	5,096
Total	$ 13,536	$ 296	$ 13,832

E. Energy Performance Contract

Energy performance contract debt is comprised of the following:

Description	Issue Date	Final Maturity	Interest Rate	Outstanding at June 30, 2016
Energy performance contract	5/23/2013	11/15/2028	2.19%	$ 3,958,272

The following is a summary of debt service requirements for energy performance contract payable:

Fiscal Year Ending June 30,	Principal	Interest	Total
2017	$ 278,530	$ 85,170	363,700
2018	284,664	79,036	363,700
2019	290,932	72,768	363,700
2020	297,337	66,363	363,700
2021	303,885	59,815	363,700
2022 - 2026	1,622,796	195,703	1,818,499
2027 - 2029	880,128	29,122	909,250
Total	$ 3,958,272	$ 587,977	$ 4,546,249

F. Interest Expense

Interest on long-term debt for the year was composed of:

Interest paid	$ 1,032,086
Less interest accrued in the prior year	(268,993)
Plus interest accrued in the current year	234,983
Less amortization of deferred amounts on refunding	(385,953)
Total interest expense on long-term debt	$ 612,123

G. Unissued Debt

On November 17, 2015, the voters approved a bond issue not to exceed $29,900,000 to partially reconstruct and construct improvements to District buildings and sites. As of June 30, 2016, no debt has been issued. Work has commenced and expenditures are recorded in the capital projects fund.

13. PENSION PLANS - NEW YORK STATE

A. General Information

The District participates in the New York State Teachers' Retirement System (TRS) and the New York State and Local Employees' Retirement System (ERS). These are cost-sharing multiple employer, public employee retirement systems. The systems provide retirement, disability, withdrawal and death benefits to plan members and beneficiaries related to years of service and final average salary.

B. Provisions and Administration

Teachers' Retirement System

The TRS is administered by the New York State Teachers' Retirement Board. The TRS provides benefits to plan members and beneficiaries as authorized by the Education Law and the New York State Retirement and Social Security Law (NYSRSSL). Membership is mandatory and automatic for all full-time teachers, teaching assistants, guidance counselors and administrators employed in New York Public Schools and BOCES who elected to participate in the TRS. Once a public employer elects to participate in the TRS, the election is irrevocable. The New York State Constitution provides that pension membership is a contractual relationship and plan benefits cannot be diminished or impaired. Benefits can be changed for future members only by enactment of a State statute. Additional information regarding the TRS may be found on the TRS website at www.nystrs.org or obtained by writing to the New York State Teachers' Retirement System, 10 Corporate Woods Drive, Albany, NY 12211-2395.

Employees' Retirement System

Obligations of employers and employees to contribute and benefits to employees are governed by the NYSRSSL. The net position of the ERS is held in the New York State Common Retirement Fund (the Fund), which was established to hold all net assets and record changes in plan net position allocated to the ERS. As set forth in the NYSRSSL, the Comptroller of the State of New York (Comptroller) serves as the trustee of the Fund and is the administrative head of the ERS. The Comptroller shall adopt and may amend rules and regulations for the administration and transaction of the business of the ERS and for the custody and control of its funds. Once a public employer elects to participate in ERS, the election is irrevocable. The New York State Constitution provides that pension membership is a contractual relationship and plan benefits cannot be diminished or impaired. Benefits can be changed for future members only by enactment of a State statute. The District also participates in the Public Employees' Group Life Insurance Plan (GLIP), which provides death benefits in the form of life insurance. The ERS is included in the State's financial report as a pension trust fund. That report, including information with regard to benefits provided may be found at www.osc.state.ny.us/retire/publications/index.php or obtained by writing to the New York State and Local Employees' Retirement System, 110 State Street, Albany, NY 12244.

C. Funding Policies

Plan members who joined the systems before July 27, 1976, are not required to make contributions. Those joining on or after July 27, 1976, and before January 1, 2010, with less than ten years of credited services are required to contribute 3% of their salary. Those joining on or after January 1, 2010 and before April 1, 2012, are required to contribute 3% of their salary to ERS or 3.5% of their salary to TRS throughout active membership. Those joining on or after April 1, 2012, are required to contribute between 3% and 6% dependent on their salary throughout active membership. Employers are required to contribute at an actuarially determined rate based on covered salaries paid. For the TRS, the employers' contribution rate is established annually by the New York State Teachers' Retirement Board for the TRS' fiscal year ended June 30th, and employer contributions are deducted from state aid in the subsequent months of September, October and November. For the ERS, the Comptroller annually certifies the actuarially determined rates expressly used in computing the employers' contributions for the ERS' fiscal year ended March 31st, and employer contributions are either paid by the prior December 15th less a 1% discount or by the prior February 1st. The District paid 100% of the required contributions as billed by the TRS and ERS for the current year and each of the two preceding years.

The District's share of the required contributions, based on covered payroll paid for the District's year ended June 30th, for the current year and two preceding years were:

Year	TRS	ERS
2016	$ 3,931,810	$ 1,019,711
2015	5,082,392	1,155,269
2014	4,554,931	1,252,436

D. Pension Assets, Liabilities, Pension Expense, Deferred Outflows of Resources and Deferred Inflows of Resources Related to Pensions

At June 30, 2016, the District reported the following asset/(liability) for its proportionate share of the net pension asset/(liability) for each of the Systems. The net pension asset/(liability) was measured as of June 30, 2015, for TRS and March 31, 2016 for ERS. The total pension asset/(liability) used to calculate the net pension asset/(liability) was determined by an actuarial valuation. The District's proportion of the net pension asset/(liability) was based on a projection of the District's long-term share of contributions to the Systems relative to the projected contributions of all participating members, actuarially determined. This information was provided by the TRS and ERS Systems in reports provided to the District.

	TRS	ERS
Measurement date	June 30, 2015	March 31, 2016
District's proportionate share of the net pension asset/(liability)	$ 20,047,664	$ (3,608,404)
District's portion of the Plan's total net pension asset/(liability)	0.1930110%	0.0224819%
Change in proportion since the prior measurement date	0.0018470	0.0006768

For the year ended June 30, 2016, the District recognized pension expense (credit) of $(1,334,868) for TRS and $1,337,585 for ERS. At June 30, 2016, the District reported deferred outflows of resources and deferred inflows of resources related to pensions from the following sources:

	Deferred Outflows of Resources		Deferred Inflows of Resources	
	TRS	ERS	TRS	ERS
Differences between expected and actual experience	$	$ 18,234	$ 555,606	$ 427,716
Changes of assumptions		962,253		
Net difference between projected and actual earnings on pension plan investments		2,140,703	6,337,171	
Changes in proportion and differences between the District's contributions and proportionate share of contributions		170,110	71,301	
District's contributions subsequent to the measurement date	3,931,810	293,547		
Total	$ 3,931,810	$ 3,584,847	$ 6,964,078	$ 427,716

District contributions subsequent to the measurement date will be recognized as a reduction of the net pension liability in the year ending June 30, 2017. Other amounts reported as deferred outflows of resources and deferred inflows of resources related to pensions will be recognized in pension expense as follows:

Year Ended	TRS	ERS
2017	$ (2,565,059)	$ 731,627
2018	(2,565,059)	731,627
2019	(2,565,059)	731,627
2020	1,044,870	668,703
2021	(78,284)	
Thereafter	(235,487)	
	$ (6,964,078)	$ 2,863,584

Actuarial Assumptions

The total pension liability as of the measurement date was determined by using an actuarial valuation as noted in the table below, with update procedures used to roll forward the total pension liability to the measurement date. The actuarial valuations used the following actuarial assumptions:

	TRS	ERS
Measurement date	June 30, 2015	March 31, 2016
Actuarial valuation date	June 30, 2014	April 1, 2015
Interest rate	8.0%	7.0%
Salary scale	4.01-10.91%	3.8%
Decrement tables	July 1, 2005 - June 30, 2010 System's Experience	April 1, 2010 - March 31, 2015 System's Experience
Inflation rate	3.0%	2.5%

For TRS, annuitant mortality rates are based on July 1, 2005 – June 30, 2010 System's experience with adjustments for mortality improvements based on the Society of Actuaries' Scale AA. For ERS, annuitant mortality rates are based on April 1, 2010 – March 31, 2015 System's experience with adjustments for mortality improvements based on the Society of Actuaries' Scale MP-2014.

For TRS, the actuarial assumptions used in the June 30, 2014 valuation are based on the results of an actuarial experience study for the period July 1, 2005 – June 30, 2010. For ERS, the actuarial assumptions used in the April 1, 2015 valuation are based on the results of an actuarial experience study for the period April 1, 2010 – March 31, 2015.

The long-term expected rate of return on pension plan investments was determined in accordance with Actuarial Standard of Practice (ASOP) No. 27, *Selection of Economic Assumptions for Measuring Pension Obligations*. ASOP No. 27 provides guidance on the selection of an appropriate assumed investment rate of return. Consideration was given to expected future real rates of return (expected returns, net of pension plan investment expense and inflation) for each major asset class, as well as historical investment data and plan performance.

The target allocation and best estimates of the arithmetic real rates of return for each major asset class are summarized below:

	TRS		ERS	
	Target Allocation	Long-term Expected Rate of Return	Target Allocation	Long-term Expected Rate of Return
Measurement date		June 30, 2015		March 31, 2016
Asset type				
Domestic equity	37.0%	6.50%	38.0%	7.30%
International equity	18.0%	7.70%	13.0%	8.55%
Real estate	10.0%	4.60%	8.0%	8.25%
Alternative investments	7.0%	9.90%	19.0%	6.75-11.00%
Domestic fixed income securities	17.0%	2.10%		
Global fixed income securities	2.0%	1.90%		
Bonds and mortgages	8.0%	3.40%	18.0%	4.00%
Short-term	1.0%	1.20%		
Cash			2.0%	2.25%
Inflation indexed bonds			2.0%	4.00%
	100.0%		100.0%	

Discount Rate

The discount rate used to calculate the total pension liability was 8.0% for TRS and 7.0% for ERS (the discount rate used by the ERS at the prior year's measurement date of March 31, 2015, was 7.5%). The projection of cash flows used to determine the discount rate assumes that contributions from plan members will be made at the current contribution rates and that contributions from employers will be made at statutorily required rates, actuarially determined. Based upon the assumptions, the Systems' fiduciary net position was projected to be available to make all projected future benefit payments of current plan members. Therefore, the long-term expected rate of return on pension plan investments was applied to all periods of projected benefit payments to determine the total pension liability.

Sensitivity of the Proportionate Share of the Net Pension Asset/Liability to the Discount Rate Assumption

The following presents the District's proportionate share of the net pension asset/(liability) calculated using the discount rate of 8.0% for TRS and 7.0% for ERS, as well as what the District's proportionate share of the net pension asset/(liability) would be if it were calculated using a discount rate that is 1 percentage point lower (7.0% for TRS and 6.0% for ERS) or 1 percentage point higher (9.0% for TRS and 8.0% for ERS) than the current rate:

TRS	1% Decrease (7.00)%	Current Assumption (8.00)%	1% Increase (9.00)%
District's proportionate share of the net pension asset (liability)	$ (1,367,509)	$ 20,047,664	$ 38,310,309

ERS	1% Decrease (6.00)%	Current Assumption (7.00)%	1% Increase (8.00)%
District's proportionate share of the net pension asset (liability)	$ (8,136,690)	$ (3,608,404)	$ 217,803

Pension Plan Fiduciary Net Position

The components of the current-year net pension asset/(liability) of the employers as of the respective measurement dates, were as follows:

	TRS	ERS
	(Dollars in Thousands)	
Measurement date	June 30, 2015	March 31, 2016
Employers' total pension liability	$ (99,332,104)	$ (172,303,544)
Plan fiduciary net position	109,718,917	156,253,265
Employers' net pension asset/(liability)	$ 10,386,813	$ (16,050,279)
Ratio of plan fiduciary net position to the employers' total pension liability	110.46%	90.68%

Payables to the Pension Plan

For TRS, employer and employee contributions for the fiscal year ended June 30, 2016, are paid to the System in September, October and November 2016 through a state aid intercept. Accrued retirement contributions as of June 30, 2016, represent employer and employee contributions for the fiscal year ended June 30, 2016, based on paid TRS covered wages multiplied by the employer's contribution rate and employee contributions for the fiscal year as reported to the TRS System. Accrued retirement contributions as of June 30, 2016 amounted to $3,931,810 of employer contributions and $198,440 of employee contributions.

For ERS, employer contributions are paid annually based on the System's fiscal year, which ends on March 31st. Accrued retirement contributions as of June 30, 2016, represent the projected employer contribution for the period of April 1, 2016 through June 30, 2016 based on paid ERS covered wages multiplied by the employer's contribution rate, by tier. Accrued retirement contributions as of June 30, 2016 amounted to $293,547 of employer contributions. Employee contributions are remitted monthly.

14. PENSION PLANS - OTHER

A. Tax Sheltered Annuities

The District has adopted a 403(b) plan covering all eligible employees. Employees may defer up to 100% of their compensation subject to Internal Revenue Code elective deferral limitations. The District may also make non-elective contributions of certain termination payments based on collectively bargained agreements. Contributions made by the District and the employees for the year ended June 30, 2016, totaled $181,201 and $1,185,254, respectively.

B. Deferred Compensation Plan

The District has established a deferred compensation plan in accordance with Internal Revenue Code §457 for all employees. The District makes no contributions into this Plan. The amount deferred by eligible employees for the year ended June 30, 2016 totaled $87,328.

15. POSTEMPLOYMENT HEALTHCARE BENEFITS

A. Plan Description

The District provides medical, and Medicare part B reimbursement coverage (the healthcare plan) to retired employees and their spouses in accordance with employment contracts. The plan is a single-employer defined benefit healthcare plan primarily administered through the New York State Health Insurance Program – Empire Plan. The plan does not issue a stand-alone financial report.

B. Funding Policy

The cost of the premiums is shared between the District and the employees. Plan members receiving benefits contributed 10% of the health insurance premium. Retirees whose dependents or spouses are covered contribute 30% towards the cost. Surviving beneficiaries pay 100% of the cost for their coverage after the death of the retiree. The District recognizes its share of the cost of the healthcare plan annually as expenditures in the general fund of the fund financial statements as the liabilities for premiums mature (come due for payment). For the year ended June 30, 2016, the District recognized a general fund expenditure of $1,835,504 for insurance premiums for 237 currently enrolled retirees. Currently, there is no provision in the law to permit the District to fund other postemployment benefits by any means other than the "pay as you go" method.

C. Annual OPEB Cost and Net OPEB Obligation

The District's annual other postemployment benefit (OPEB) cost (expense) is calculated based on the annual required contribution of the employer (ARC), an amount actuarially determined in accordance with parameters of GASB Statement No. 45. The ARC represents a level of funding that, if paid on an ongoing basis, is projected to cover normal costs each year and amortize any unfunded actuarial liabilities over a period not to exceed 30 years. The following table shows the components of the District's annual OPEB cost for the year, the amount actually contributed to the plan, and changes in the District's net OPEB obligation.

Annual required contribution (ARC)	$ 5,704,584
Interest on net OPEB obligation	959,711
Adjustment to ARC	(1,360,560)
Annual OPEB cost (expense)	5,303,735
Contributions made	(1,835,504)
Increase in net OPEB obligation	3,468,231
Net OPEB obligation - beginning of year	24,382,526
Net OPEB obligation - end of year	$ 27,850,757

The District's annual OPEB cost, the percentage of annual OPEB cost contributed to the plan, and the net OPEB obligation for the year ended June 30, 2016 and the two preceding years are as follows:

Fiscal Year Ended	Annual OPEB Cost	Percentage of Annual OPEB Cost Contributed	Net OPEB Obligation
June 30, 2016	$ 5,303,735	34.6%	$ 27,850,757
June 30, 2015	5,823,396	31.3%	24,382,526
June 30, 2014	5,609,635	31.6%	20,384,551

D. Funded Status and Funding Progress

As of July 1, 2014, the most recent actuarial valuation date, the plan was 0% funded. The actuarial accrued liability for benefits was $65,105,885 and the actuarial value of assets was $-0-, resulting in an unfunded actuarial accrued liability (UAAL) of $65,105,885. The covered payroll (annual payroll of active employees covered by the plan) was $30,950,215, and the ratio of the UAAL to the covered payroll was 210.4%.

Actuarial valuations of an ongoing plan involved estimates of the value of reported amounts and assumptions about the probability of occurrence of events far into the future. Examples include assumptions about future employment, mortality, and the healthcare cost trend. Amounts determined regarding the funded status of the plan and the annual required contributions of the employer are subject to continual revision as actual results are compared with past expectations and new estimates are made about the future. The required schedule of funding progress following the notes to the financial statements presents multi-year trend information about whether the actuarial value of plan assets is increasing or decreasing over time relative to the actuarial accrued liability for benefits.

E. Actuarial Methods and Assumptions

Projections of benefits for financial reporting purposes are based on the substantive plan (the plan as understood by the employer and the plan members) and include the types of benefits provided at the time of each valuation and the historical pattern of sharing of benefit costs between the employer and plan members to that point. The actuarial methods and assumptions used include techniques that are designed to reduce the effects of short-term volatility in actuarial accrued liabilities and the actuarial value of assets, consistent with the long-term perspective of the calculations.

In the July 1, 2014, actuarial valuation, the projected unit credit actuarial cost method was used. The actuarial assumptions included a 4% discount rate and an annual healthcare cost trend rate of 5.52% initially, reduced by decrements to an ultimate rate of 5% after 5 years. The UAAL is being amortized as a level percentage of projected payrolls on an open basis.

16. RISK MANAGEMENT

A. General Information

The District is exposed to various risks of loss related to torts; theft of, damage to, and destruction of assets; injuries to employees; errors and omissions; and natural disasters. These risks are covered by a combination of self-insurance reserves and commercial insurance purchased from independent third parties. Settled claims from these risks have not exceeded available reserves and commercial insurance coverage for the past three years.

B. Risk Retention

The District has established a self-insured plan for risks associated with workers' compensation claims. Liabilities of the plan are reported when it is probable that a loss has occurred and the amount of the loss can be reasonably estimated. Liabilities include an amount for reported and unreported claims which were incurred on or before year end but not reported (IBNR). Claims activity is summarized below:

	2015	2016
Unpaid claims at beginning of year	$ 1,507,123	$ 1,481,857
Incurred claims and claim adjustment expenses	295,266	285,322
Claim payments	(320,532)	(367,576)
Unpaid claims at year end	$ 1,481,857	$ 1,399,603

17. ASSIGNED: APPROPRIATED FUND BALANCE

The amount of $2,163,717 has been appropriated to reduce taxes for the year ending June 30, 2017.

18. COMMITMENTS AND CONTINGENCIES

A. Encumbrances

All encumbrances are classified as either restricted or assigned fund balance. At June 30, 2016, the District encumbered the following amounts:

Restricted	
Capital Projects Fund	
Renovations	$ 2,173,911
Assigned: Unappropriated Fund Balance:	
General Fund	
Instruction	766
	$ 2,174,677

B. Grants

The District has received grants, which are subject to audit by agencies of the state and federal governments. Such audits may result in disallowances and a request for a return of funds. Based on prior audits, the District's administration believes disallowances, if any, would be immaterial.

C. Litigation

The District is involved in lawsuits arising from the normal conduct of its affairs. Management believes the outcome of any matters will not have a material effect on these financial statements.

D. Operating Leases

The District leases various equipment under non-cancelable operating leases. Rental expense for the year was $133,522. The minimum remaining operating lease payments are as follows:

Fiscal Year Ending June 30,	Amount
2017	$ 101,242
2018	101,242
2019	10,068
	$ 212,552

19. SUBSEQUENT EVENTS

The District has evaluated subsequent events through November 1, 2016, which is the date the financial statements were available to be issued. No significant events were identified that would require adjustment of or disclosure in the financial statements, except for the following:

Issuance of TANs

On October 6, 2016, the District issued tax anticipation notes in the amount of $10,500,000, which are due June 27, 2017 and bear interest at a stated interest rate of 2.00% and an effective interest rate of 1.01%.

On October 6, 2016, the District issued bond anticipation notes in the amount of $4,400,000, which are due October 6, 2017 and bear interest at a stated rate of 2.00% and an effective interest rate of 1.15%.

BAYPORT - BLUE POINT UNION FREE SCHOOL DISTRICT
Schedule of Revenues, Expenditures and Changes in Fund Balance
Budget and Actual - General Fund
For The Year Ended June 30, 2016

	Original Budget	Final Budget	Actual	Final Budget Variance with Actual
REVENUES				
Local Sources				
Real property taxes	$ 41,989,869	$ 41,852,747	$ 41,852,747	$ -
Other tax items	5,628,026	5,765,148	5,841,237	76,089
Charges for services	128,000	128,000	920,829	792,829
Use of money and property	220,000	220,000	182,667	(37,333)
Sale of property and compensation for loss	30,000	30,000	540	(29,460)
Miscellaneous		17,492	397,907	380,415
Total Local Sources	47,995,895	48,013,387	49,195,927	1,182,540
State Sources	16,875,648	16,875,648	16,303,807	(571,841)
Medicaid Reimbursement			38,508	38,508
Total Revenues	64,871,543	64,889,035	65,538,242	649,207
OTHER SOURCES				
Operating transfers in	220,000	220,000	234,338	14,338
Total Revenues and Other Sources	65,091,543	65,109,035	65,772,580	$ 663,545
APPROPRIATED FUND BALANCE				
Prior Years' Surplus	2,400,000	2,400,000		
Prior Year's Encumbrances	106,157	106,157		
Appropriated Reserves	2,040,000	2,040,000		
Total Appropriated Fund Balance	4,546,157	4,546,157		
Total Revenues, Other Sources and Appropriated Fund Balance	$ 69,637,700	$ 69,655,192		

Note to Required Supplementary Information

Budget Basis of Accounting

Budgets are adopted on the modified accrual basis of accounting consistent with accounting principles generally accepted in the United States of America.

BAYPORT - BLUE POINT UNION FREE SCHOOL DISTRICT
Schedule of Revenues, Expenditures and Changes in Fund Balance
Budget and Actual - General Fund (Continued)
For The Year Ended June 30, 2016

	Original Budget	Final Budget	Actual	Year End Encumbrances	Final Budget Variance with Actual & Encumbrances
EXPENDITURES					
General Support					
Board of education	$ 132,273	$ 136,373	$ 117,903	$	$ 18,470
Central administration	333,364	376,364	375,679		685
Finance	717,505	768,355	767,511		844
Staff	345,150	360,150	348,627		11,523
Central services	4,817,581	4,780,991	4,196,585		584,406
Special items	636,670	645,266	640,016		5,250
Total General Support	6,982,543	7,067,499	6,446,321	-	621,178
Instruction					
Administration & improvement	1,896,803	1,881,916	1,772,708	653	108,555
Teaching - regular school	22,942,607	23,003,785	22,095,831	113	907,841
Programs for students with disabilities	10,377,192	10,377,192	9,690,346		686,846
Occupational education	112,860	221,860	221,062		798
Instructional media	1,656,111	1,719,511	1,600,451		119,060
Pupil services	3,182,944	3,381,856	3,381,852		4
Total Instruction	40,168,517	40,586,120	38,762,250	766	1,823,104
Pupil Transportation	2,303,558	2,298,152	2,013,395		284,757
Employee Benefits	16,057,467	15,551,106	15,089,488		461,618
Debt Service					
Principal	2,922,530	2,922,530	2,922,530		-
Interest	1,158,085	1,163,785	1,163,773		12
Total Debt Service	4,080,615	4,086,315	4,086,303	-	12
Total Expenditures	69,592,700	69,589,192	66,397,757	766	3,190,669
OTHER USES					
Operating transfers out	45,000	66,000	65,864		136
Total Expenditures and Other Uses	$ 69,637,700	$ 69,655,192	66,463,621	$ 766	$ 3,190,805
Net Change in Fund Balance			(691,041)		
Fund Balance - Beginning of Year			10,572,468		
Fund Balance - End of Year			$ 9,881,427		

Note to Required Supplementary Information

Budget Basis of Accounting

Budgets are adopted on the modified accrual basis of accounting consistent with accounting principles generally accepted in the United States of America.

BAYPORT - BLUE POINT UNION FREE SCHOOL DISTRICT
Schedule of Funding Progress - Other Postemployment Benefits
June 30, 2016

Valuation Date	Actuarial Value of Assets	Accrued Liability	Unfunded Actuarial Accrued Liability (UAAL)	Funded Ratio	Covered Payroll	UAAL as a Percentage of Covered Payroll
July 1, 2010	$ -	$ 55,519,026	$ 55,519,026	0%	$ 26,706,468	207.9%
July 1, 2012	-	58,297,071	58,297,071	0%	29,991,726	194.4%
July 1, 2014	-	65,105,885	65,105,885	0%	30,950,215	210.4%

BAYPORT - BLUE POINT UNION FREE SCHOOL DISTRICT
Schedule of the District's Proportionate Share of the Net Pension Asset/Liability
June 30, 2016

Teachers' Retirement System

	2016	2015
District's proportion of the net pension asset	0.1930110%	0.1911640%
District's proportionate share of the net pension asset	$ 20,047,664	$ 21,294,507
District's covered payroll	$ 29,081,147	$ 28,418,668
District's proportionate share of the net pension asset as a percentage of its covered payroll	68.94 %	74.93 %
Plan fiduciary net position as a percentage of the total pension liability	110.46%	111.48%

Employees' Retirement System

	2016	2015
District's proportion of the net pension liability	0.0224819%	0.0218051%
District's proportionate share of the net pension liability	$ 3,608,404	$ 736,631
District's covered payroll	$ 6,553,237	$ 6,579,613
District's proportionate share of the net pension liability as a percentage of its covered payroll	55.06 %	11.20 %
Plan fiduciary net position as a percentage of the total pension liability	90.68%	97.95%

BAYPORT - BLUE POINT UNION FREE SCHOOL DISTRICT
Schedule of District Contributions
June 30, 2016

Teachers' Retirement System

	2016	2015	2014	2013	2012	2011	2010	2009	2008	2007
Contractually required contribution	$ 3,931,810	$ 5,082,392	$ 4,554,931	$ 3,270,009	$ 2,925,444	$ 2,214,940	$ 1,563,518	$ 1,918,682	$ 1,918,777	$ 1,873,729
Contributions in relation to the contractually required contribution	3,931,810	5,082,392	4,554,931	3,270,009	2,925,444	2,214,940	1,563,518	1,918,682	1,918,777	1,873,729
Contribution deficiency (excess)	$ -	$ -	$ -	$ -	$ -	$ -	$ -	$ -	$ -	$ -
District's covered payroll	$29,855,844	$29,081,147	$28,418,668	$27,879,431	$26,374,249	$25,848,930	$25,365,807	$23,636,545	$22,160,083	$22,056,621
Contributions as a percentage of covered payroll	13%	17%	16%	12%	11%	9%	6%	8%	9%	8%

Employees' Retirement System

	2016	2015	2014	2013	2012	2011	2010	2009	2008	2007
Contractually required contribution	$ 1,019,711	$ 1,155,269	$ 1,252,436	$ 1,052,017	$ 683,503	$ 656,996	$ 467,730	$ 385,475	$ 481,983	$ 456,049
Contributions in relation to the contractually required contribution	1,019,711	1,155,269	1,252,436	1,052,017	683,503	656,996	467,730	385,475	481,983	456,049
Contribution deficiency (excess)	$ -	$ -	$ -	$ -	$ -	$ -	$ -	$ -	$ -	$ -
District's covered payroll	$ 6,543,305	$ 6,479,752	$ 6,295,783	$ 6,220,096	$ 6,016,960	$ 5,886,189	$ 5,773,262	$ 5,383,903	$ 5,058,605	$ 4,789,964
Contributions as a percentage of covered payroll	16%	18%	20%	17%	11%	11%	8%	7%	10%	10%

See Paragraph on Required Supplementary Information Included in Auditor's Report

BAYPORT - BLUE POINT UNION FREE SCHOOL DISTRICT
Schedules of Change from Adopted Budget to Final Budget
and the Real Property Tax Limit - General Fund
For The Year Ended June 30, 2016

CHANGE FROM ADOPTED BUDGET TO FINAL BUDGET

Adopted Budget		$ 69,531,543
Additions:		
Prior year's encumbrances		106,157
Original Budget		69,637,700
Budget revision		17,492
Final Budget		$ 69,655,192

SECTION 1318 OF REAL PROPERTY TAX LAW LIMIT CALCULATION

2016-17 voter-approved expenditure budget		$ 69,306,466
Maximum allowed (4% of 2016-17 budget)		$ 2,772,259
General Fund Fund Balance Subject to § 1318 of Real Property Tax Law:		
Unrestricted fund balance:		
Assigned fund balance	$ 2,164,483	
Unassigned fund balance	2,772,256	
		$ 4,936,739
Less:		
Appropriated fund balance	2,163,717	
Encumbrances	766	
Total adjustments		2,164,483
General Fund Fund Balance Subject to § 1318 of Real Property Tax Law:		$ 2,772,256
Actual Percentage		4.00%

BAYPORT - BLUE POINT UNION FREE SCHOOL DISTRICT
Schedule of Project Expenditures -
Capital Projects Fund
For The Year Ended June 30, 2016

PROJECT TITLE	Budget June 30, 2015	Budget June 30, 2016	Expenditures: Prior Years	Expenditures: Current Year	Expenditures: Total	Unexpended Balance	Methods of Financing: Proceeds of Obligations	Methods of Financing: State Aid	Methods of Financing: Local Sources	Methods of Financing: Total	Fund Balance June 30, 2016
Energy Performance Contract	$ 4,400,560	$ 4,400,560	$ 4,389,859	$ 10,701	$ 4,400,560	$ -	$ 4,400,560	$	$	$ 4,400,560	$
2015 Bond Issue											
Elementary Renovations		507,000		13,711	13,711	493,289	507,000			507,000	493,289
High School Renovations		4,369,513		114,740	114,740	4,254,773	4,369,513			4,369,513	4,254,773
Unallocated		2,199,483		121,188	121,188	2,078,295	2,199,483			2,199,483	2,078,295
	-	7,075,996	-	249,639	249,639	6,826,357	7,075,996	-	-	7,075,996	6,826,357
Totals	$ 4,400,560	$ 11,476,556	$ 4,389,859	$ 260,340	$ 4,650,199	$ 6,826,357	$ 11,476,556	$ -	$ -	$ 11,476,556	6,826,357
										Unissued debt	(7,075,996)
										Total fund balance (deficit)	$ (249,639)

BAYPORT - BLUE POINT UNION FREE SCHOOL DISTRICT
Net Investment in Capital Assets
June 30, 2016

Capital assets, net	$ 48,825,940
Deduct:	
Short-term portion of bonds payable	2,410,000
Long-term portion of bonds payable	16,380,000
Short-term portion of installment purchase debt	8,484
Long-term portion of installment purchase debt	5,052
Short-term portion of energy performance contract payable	278,530
Long-term portion of energy performance contract payable	3,679,742
	22,761,808
Net investment in capital assets	$ 26,064,132

See Paragraph on Other Supplementary Information Included in Auditor's Report

CULLEN & DANOWSKI, LLP
CERTIFIED PUBLIC ACCOUNTANTS

VINCENT D. CULLEN, CPA
(1950 - 2013)

JAMES E. DANOWSKI, CPA
PETER F. RODRIGUEZ, CPA
JILL S. SANDERS, CPA
DONALD J. HOFFMANN, CPA
CHRISTOPHER V. REINO, CPA
ALAN YU, CPA

INDEPENDENT AUDITOR'S REPORT ON INTERNAL CONTROL OVER FINANCIAL REPORTING AND ON COMPLIANCE AND OTHER MATTERS BASED ON AN AUDIT OF FINANCIAL STATEMENTS PERFORMED IN ACCORDANCE WITH *GOVERNMENT AUDITING STANDARDS*

To the Board of Education
Bayport - Blue Point Union Free School District
Bayport, New York

We have audited, in accordance with the auditing standards generally accepted in the United States of America and the standards applicable to financial audits contained in *Government Auditing Standards* issued by the Comptroller General of the United States, the financial statements of the governmental activities, each major fund and the fiduciary funds of the Bayport - Blue Point Union Free School District (District), as of and for the year ended June 30, 2016, and the related notes to the financial statements, which collectively comprise the District's basic financial statements and have issued our report thereon dated November 1, 2016.

Internal Control Over Financial Reporting

In planning and performing our audit of the financial statements, we considered the Bayport - Blue Point Union Free School District's internal control over financial reporting (internal control) to determine the audit procedures that are appropriate in the circumstances for the purpose of expressing our opinions on the financial statements, but not for the purpose of expressing an opinion on the effectiveness of the Bayport - Blue Point Union Free School District's internal control. Accordingly, we do not express an opinion on the effectiveness of the Bayport - Blue Point Union Free School District's internal control.

A *deficiency in internal control* exists when the design or operation of a control does not allow management or employees, in the normal course of performing their assigned functions, to prevent, or detect and correct, misstatements on a timely basis. A *material weakness* is a deficiency, or a combination of deficiencies, in internal control, such that there is a reasonable possibility that a material misstatement of the District's financial statements will not be prevented, or detected and corrected on a timely basis. A *significant deficiency* is a deficiency, or a combination of deficiencies, in internal control that is less severe than a material weakness, yet important enough to merit attention by those charged with governance.

Our consideration of internal control was for the limited purpose described in the first paragraph of this section and was not designed to identify all deficiencies in internal control that might be material weaknesses or significant deficiencies. Given these limitations, during our audit we did not identify any deficiencies in internal control that we consider to be material weaknesses. However, material weaknesses may exist that have not been identified.

Compliance and Other Matters

As part of obtaining reasonable assurance about whether the Bayport - Blue Point Union Free School District's financial statements are free from material misstatement, we performed tests of its compliance with certain provisions of laws, regulations, contracts and grant agreements, noncompliance with which could have a direct and material effect on the determination of financial statement amounts. However, providing an opinion on compliance with those provisions was not an objective of our audit, and accordingly, we do not express such an opinion. The results of our tests disclosed no instances of noncompliance or other matters that are required to be reported under *Government Auditing Standards*.

We noted certain matters that we have reported to the Board of Education, Audit Committee and management of the Bayport - Blue Point Union Free School District in a separate letter dated November 1, 2016.

Purpose of this Report

The purpose of this report is solely to describe the scope of our testing of internal control and compliance and the results of that testing, and not to provide an opinion on the effectiveness of the District's internal control or on compliance. This report is an integral part of an audit performed in accordance with *Government Auditing Standards* in considering the District's internal control and compliance. Accordingly, this communication is not suitable for any other purpose.

Cullen & Danowski, LLP

November 1, 2016

APPENDIX C

FORM OF APPROVING LEGAL OPINION OF BOND COUNSEL

FORM OF BOND COUNCEL OPINION

October 5, 2017

The Board of Education of the
Bayport-Blue Point Union Free School District, in the
County of Suffolk, New York

Ladies and Gentlemen:

We have acted as Bond Counsel to the Bayport-Blue Point Union Free School District (the "District"), in the County of Suffolk, a municipal corporation of the State of New York, and have examined a record of proceedings relating to the authorization, sale and issuance of the $13,465,000 Bond Anticipation Note – 2017 (the "Note") of the District dated and delivered on the date hereof.

In such examination, we have assumed the genuineness of all signatures, the authenticity of all documents submitted to us as originals and the conformity with originals of all documents submitted to us as copies thereof.

Based upon and subject to the foregoing, and in reliance thereon, as of the date hereof, we are of the following opinions:

1. The Note is a valid and legally binding general obligation of the District for which the District has validly pledged its faith and credit and, unless paid from other sources, all the taxable real property within the District is subject to the levy of ad valorem real estate taxes to pay the Note and interest thereon without limitation as to rate or amount. The enforceability of rights or remedies with respect to such Note may be limited by bankruptcy, insolvency, or other laws affecting creditors' rights or remedies heretofore or hereafter enacted.

2. Under existing statutes and court decisions and assuming continuing compliance with certain tax certifications described herein, (i) interest on the Note is excluded from gross income for federal income tax purposes pursuant to Section 103 of the Internal Revenue Code of 1986, as amended (the "Code"), and (ii) interest on the Note is not treated as a preference item in calculating the alternative minimum tax imposed on individuals and corporations under the Code; such interest, however, is included in the adjusted current earnings of certain corporations for purposes of calculating the alternative minimum tax imposed on such corporations.

The Code establishes certain requirements that must be met subsequent to the issuance of the Note in order that the interest on the Note be and remain excludable from gross income under Section 103 of the Code. These requirements include, but are not limited to, requirements relating to the use and expenditure of proceeds of the Note, restrictions on the investment of proceeds of the Note prior to expenditure and the requirement that certain earnings be rebated to the federal government. Noncompliance with such requirements may cause the interest on the Note to become subject to federal income taxation retroactive to the date of issuance thereof, irrespective of the date on which such noncompliance occurs or is ascertained.

On the date of issuance of the Note, the District will execute a Tax Certificate relating to the Note containing provisions and procedures pursuant to which such requirements can be satisfied. In executing the Tax Certificate, the District represents that it will comply with the provisions and procedures set forth therein and that it will do and perform all acts and things necessary or desirable to assure that the interest on the Note will, for federal income tax purposes, be excluded from gross income.

In rendering the opinion in this paragraph 2, we have relied upon and assumed (i) the material accuracy of the District's certifications, statements of intention and reasonable expectations, and certifications of fact contained in the Tax Certificate with respect to matters affecting the status of the interest on the Note, and (ii) compliance by the District with the procedures and certifications set forth in the Tax Certificate as to such tax matters.

3. Under existing statutes, interest on the Note is exempt from personal income taxes of New York State and its political subdivisions, including The City of New York.

Except as stated in paragraphs 2 and 3 above, we express no opinion as to any other federal, state or local tax consequences with respect to the Note or the ownership or disposition thereof. Further, we express no opinion herein as to the effect of any action hereafter taken or not taken in reliance upon an opinion of other counsel on the exclusion from gross income for federal income tax purposes of the interest on the Note, or under state and local tax law.

We render our opinion under existing statutes and court decisions as of the date of issuance of the Note, and we assume no obligation to update, revise or supplement this opinion after the issue date to reflect any action hereafter taken or not taken, or any facts or circumstances, or any change in law or in interpretations thereof, or otherwise, that may hereafter arise or occur, or for any other reason.

We give no assurances as to the accuracy, sufficiency or completeness of the Preliminary and/or Final Official Statement relating to the Note or any proceedings, reports, correspondence, financial statements or other documents, containing financial or other information relative to the District which have been or may hereafter be furnished or disclosed to purchasers of said Note.

Very truly yours,

APPENDIX D

FORM OF CONTINUING DISCLOSURE UNDERTAKING

UNDERTAKING TO PROVIDE NOTICES OF EVENTS

Section 1. Definitions

"EMMA" shall mean Electronic Municipal Market Access System implemented by the MSRB.

"GAAP" shall mean generally accepted accounting principles as in effect from time to time in the United States.

"Holder" shall mean any registered owner of the Securities and any beneficial owner of Securities within the meaning of Rule 13d-3 under the Securities Exchange Act of 1934.

"Issuer" shall mean the Bayport-Blue Point Union Free School District, in the County of Suffolk, a school district of the State of New York.

"MSRB" shall mean the Municipal Securities Rulemaking Board established in accordance with the provisions of Section 15B(b)(1) of the Securities Exchange Act of 1934.

"Purchaser" shall mean the financial institution(s) referred to in the Certificate of Determination, executed by the President of the Board of Education as of the date of issuance of the Notes.

"Rule 15c2-12" shall mean Rule 15c2-12 under the Securities Exchange Act of 1934, as amended through the date of this Undertaking, including any official interpretations thereof.

"Securities" shall mean the Issuer's $13,465,000 Bond Anticipation Notes - 2017 Taxes dated October 5, 2017, maturing October 5, 2018, and delivered on the date hereof.

Section 2. Obligation to Provide Notices of Events. (a) The Issuer hereby undertakes, for the benefit of Holders of the Securities, to provide or cause to be provided either directly or through Munistat Services, Inc., 12 Roosevelt Avenue, Port Jefferson Station, New York, 11776 to the Electronic Municipal Market Access ("EMMA") System implemented by the Municipal Securities Rulemaking Board established pursuant to Section 15B(b)(1) of the Securities Exchange Act of 1934, or any successor thereto or to the functions of such Board contemplated by the Undertaking, in a timely manner, not in excess of ten (10) business days after the occurrence of any such event, notice of any of the following events with respect to the Securities:

(1) principal and interest payment delinquencies;

(2) non-payment related defaults, if material;

(3) unscheduled draws on debt service reserves reflecting financial difficulties;

(4) unscheduled draws on credit enhancements reflecting financial difficulties;

(5) substitution of credit or liquidity providers, or their failure to perform;

(6) adverse tax opinions, the issuance by the Internal Revenue Service of proposed or final determinations of taxability, Notices of Proposed Issue (IRS Form 5701-TEB) or other material notices of determinations with respect to the tax status of the Securities, or other material events affecting the tax status of the Securities;

(7) modifications to rights of Securities holders, if material;

(8) Bond calls, if material, and tender offers;

(9) defeasances;

(10) release, substitution, or sale of property securing repayment of the Securities, if material;

(11) rating changes;

(12) bankruptcy, insolvency, receivership or similar event of the Issuer;

Note to clause (12): For the purposes of the event identified in clause (12) above, the event is considered to occur when any of the following occur: the appointment of a receiver, fiscal agent or similar officer for the Issuer in a proceeding under the U.S. Bankruptcy Code or in any other proceeding under state or federal law in which a court or government authority has assumed jurisdiction over substantially all of the assets or business of the Issuer, or if such jurisdiction has been assumed by leaving the existing governing body and officials or officers in possession but subject to the supervision and orders of a court or governmental authority, or the entry of an order confirming a plan of reorganization, arrangement or liquidation by a court or governmental authority having supervision or jurisdiction over substantially all of the assets or business of the Issuer;

(13) the consummation of a merger, consolidation, or acquisition involving the Issuer or the sale of all or substantially all of the assets of the Issuer, other than in the ordinary course of business, the entry into a definitive agreement to undertake such an action or the termination of a definitive agreement relating to any such actions, other than pursuant to its terms, if material; and

(14) appointment of a successor or additional trustee or the change of name of a trustee, if material.

(b) Nothing herein shall be deemed to prevent the Issuer from disseminating any other information in addition to that required hereby in the manner set forth herein or in any other manner. If the Issuer disseminates any such additional information, the Issuer shall have no obligation to update such information or include it in any future materials disseminated hereunder.

(c) Nothing herein shall be deemed to prevent the Issuer from providing notice of the occurrence of certain other events, in addition to those listed above, if the Issuer determines that any such other event is material with respect to the Securities; but the Issuer does not undertake to commit to provide any such notice of the occurrence of any event except those events listed above.

Section 3. Remedies. If the Issuer shall fail to comply with any provision of this Undertaking, then any Holder of Securities may enforce, for the equal benefit and protection of all Holders similarly situated, by mandamus or other suit or proceeding at law or in equity, this Undertaking against the Issuer and any of the officers, agents and employees of the Issuer, and may compel the Issuer or any such officers, agents or employees to perform and carry out their duties under this Undertaking; provided that the sole and exclusive remedy for breach of this Undertaking shall be an action to compel specific performance of the obligations of the Issuer hereunder and no person or entity shall be entitled to recover monetary damages hereunder under any circumstances. Failure to comply with any provision of this Undertaking shall not constitute an event of default on the Securities.

Section 4. Parties in Interest. This Undertaking is executed to assist the Purchaser to comply with (b)(5) of the Rule and is delivered for the benefit of the Holders. No other person shall have any right to enforce the provisions hereof or any other rights hereunder.

Section 5. Amendments. Without the consent of any holders of Securities, the Issuer at any time and from time to time may enter into any amendments or changes to this Undertaking for any of the following purposes:

(a) to comply with or conform to any changes in Rule 15c2-12 (whether required or optional);

(b) to add a dissemination agent for the information required to be provided hereby and to make any necessary or desirable provisions with respect thereto;

(c) to evidence the succession of another person to the Issuer and the assumption of any such successor of the duties of the Issuer hereunder;

(d) to add to the duties of the Issuer for the benefit of the Holders, or to surrender any right or power herein conferred upon the Issuer;

(e) to cure any ambiguity, to correct or supplement any provision hereof which may be inconsistent with any other provision hereof, or to make any other provisions with respect to matters or questions arising under this Undertaking which, in each case, comply with Rule 15c2-12 or Rule 15c2-12 as in effect at the time of such amendment or change;

provided that no such action pursuant to this Section 5 shall adversely affect the interests of the Holders in any material respect. In making such determination, the Issuer shall rely upon an opinion of nationally recognized bond counsel.

Section 6. Termination. This Undertaking shall remain in full force and effect until such time as all principal, redemption premiums, if any, and interest on the Securities shall have been paid in full or the Securities shall have otherwise been paid or legally defeased in accordance with their terms. Upon any such legal defeasance, the Issuer shall provide notice of such defeasance to the EMMA System. Such notice shall state whether the Securities have been defeased to maturity or to redemption and the timing of such maturity or redemption.

Section 7. Undertaking to Constitute Written Agreement or Contract. This Undertaking shall constitute the written agreement or contract for the benefit of Holders of Securities, as contemplated under Rule 15c2-12.

Section 8. Governing Law. This Undertaking shall be governed by the laws of the State of New York determined without regard to principles of conflict of law.

IN WITNESS WHEREOF, the undersigned has duly authorized, executed and delivered this Undertaking as of October 5, 2017.

By_____
President of the Board of Education and
Chief Fiscal Officer